

Data is POWER!

How Citizen Science can drive change across the worlds
oceans.

Calum Duncan

Head of Conservation Scotland

Catherine Gemmell

Scotland Conservation Officer





marine
conservation society



Ocean Recovery

Cod and haddock stocks net a better rating in green guide



Sustainable Seafood

Login

Follow us:

Search Contact us



Who we are

What we do

Get involved

News

Discover

Near you

Shop

Give a gift

Donate

Join

Responsible seafood »

Good fish guide online

Fish of the month recipes

Good fish guide app



Good Fish Guide

Your guide to sustainable seafood

Filter your search results



Clean Seas and Beaches

The plastic in our food

Marine Litter Media



What's the problem?

Fact

Research has revealed that over 260 species, including whales, dolphins, turtles and birds, have been affected.

The problem



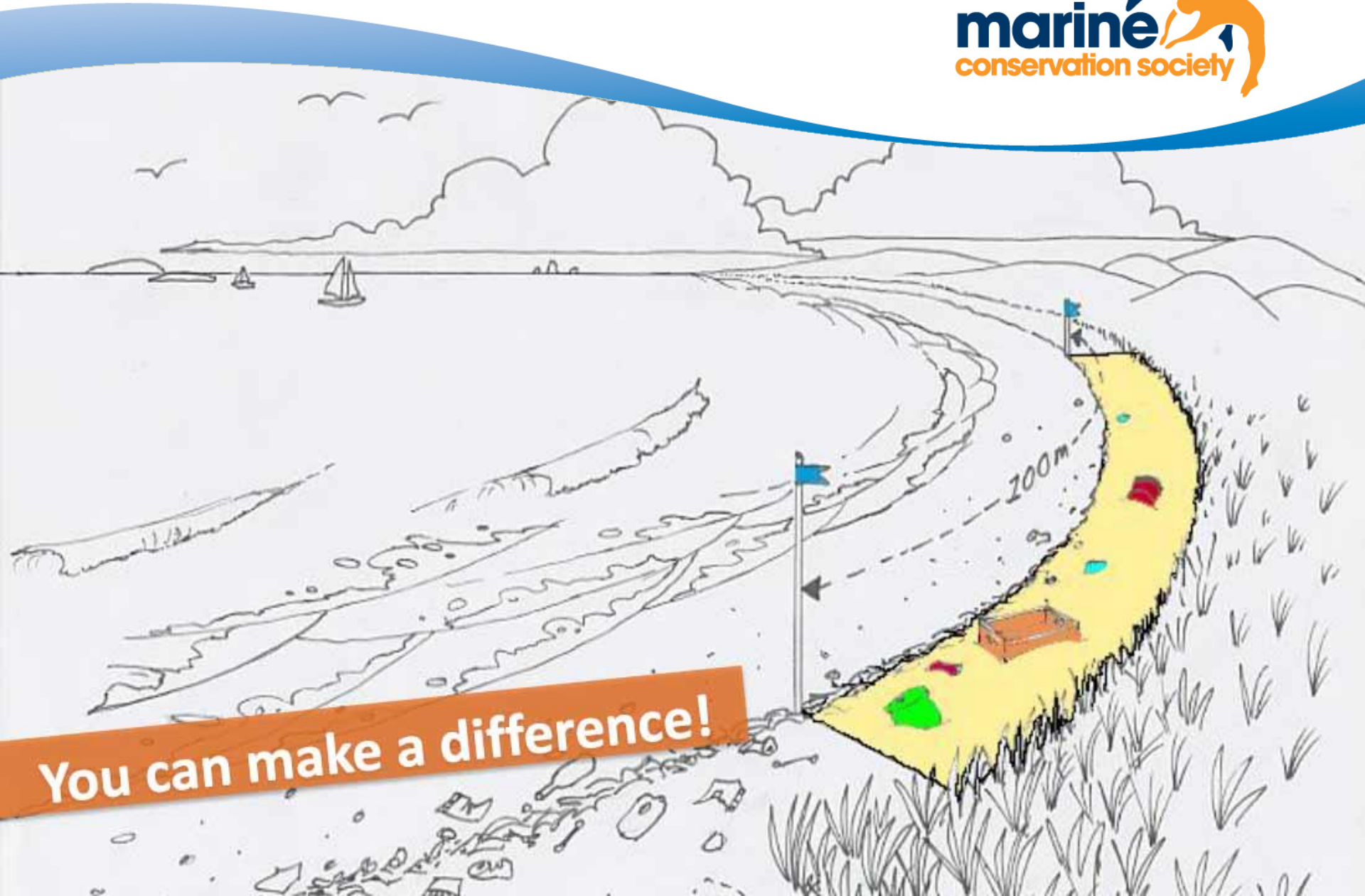
Fac

At least 177
marine species are
known to have
ingested litter





Beachwatch



You can make a difference!

Beach Clean Volunteer Survey Sheet

Date: ____ / ____ / ____



Beach name:

Your name & email:

Just in case the organiser needs to query anything

Total number of rubbish bags collected:

Total weight of rubbish bags collected:

To make your data count, please enter actual values only - 'lots', 'many', 'bag fulls' or '100s' can't be used.

What it's made of, and category no. *Keep a running tally as you collect your litter*

0 Example	tally	total
Litter item IIII IIII IIII IIII IIII II		27

← Add up your tally and enter your final total here

1 Plastic / Polystyrene	tally	total
4/6 pack yokes		
Bag ends		
Bags (e.g. shopping)		
Bags: Mesh (e.g. vegetable)		
Bags: Small (e.g. freezer / vegetable)		
Bottles / containers / drums: Other		
Bottles / containers: cleaner		
Bottles / containers: drinks		
Bottles / containers: toiletries / cosmetics		
Buckets		
Caps / lids		
Car parts		
Cigarette lighters / tobacco pouches		
Combs / hair brushes / sunglasses		
Containers: Food (inc. fast food)		
Crates		
Cups		
Cutlery / trays / straws		
Fertiliser / animal feed bags		
Fibreglass		
Fishboxes		
Fishing line (angling)		
Fishing net & net pieces: 0-50 cm		
Fishing net & net pieces: 50 cm +		
Floats / Buoys		
Foam / sponge / insulation		
Gloves (e.g. washing up)		

2 Rubber	tally	total
Balloons (inc string, valves, ribbons)		
Boots		
Tyres & engine belts		
Tyres used as fenders		
Other (please specify)		

3 Cloth	tally	total
Clothing / shoes / towels		
Furnishings		
Sacking		
Shoes (leather)		
Other (please specify)		

4 Paper / Cardboard	tally	total
Bags		
Cardboard		
Cartons (purepak e.g. milk)		
Cartons (tetrapak e.g. juice)		
Cigarette packets		
Cigarette stubs		
Cups		
Newspapers / magazines		
Other (please specify)		

7 Glass	tally	total
Bottles		
Light bulbs / tubes		
Other (please specify)		

8 Pottery / Ceramics	tally	total
Construction material (e.g. tiles)		
Octopus pots		
Other (please specify)		

9 Sanitary	tally	total
Condoms		
Cotton bud sticks		
Tampons / applicators		
Toilet fresheners		
Towels / panty liners / backing strips		
Wet wipes		
Other (please specify)		

10 Medical	tally	total

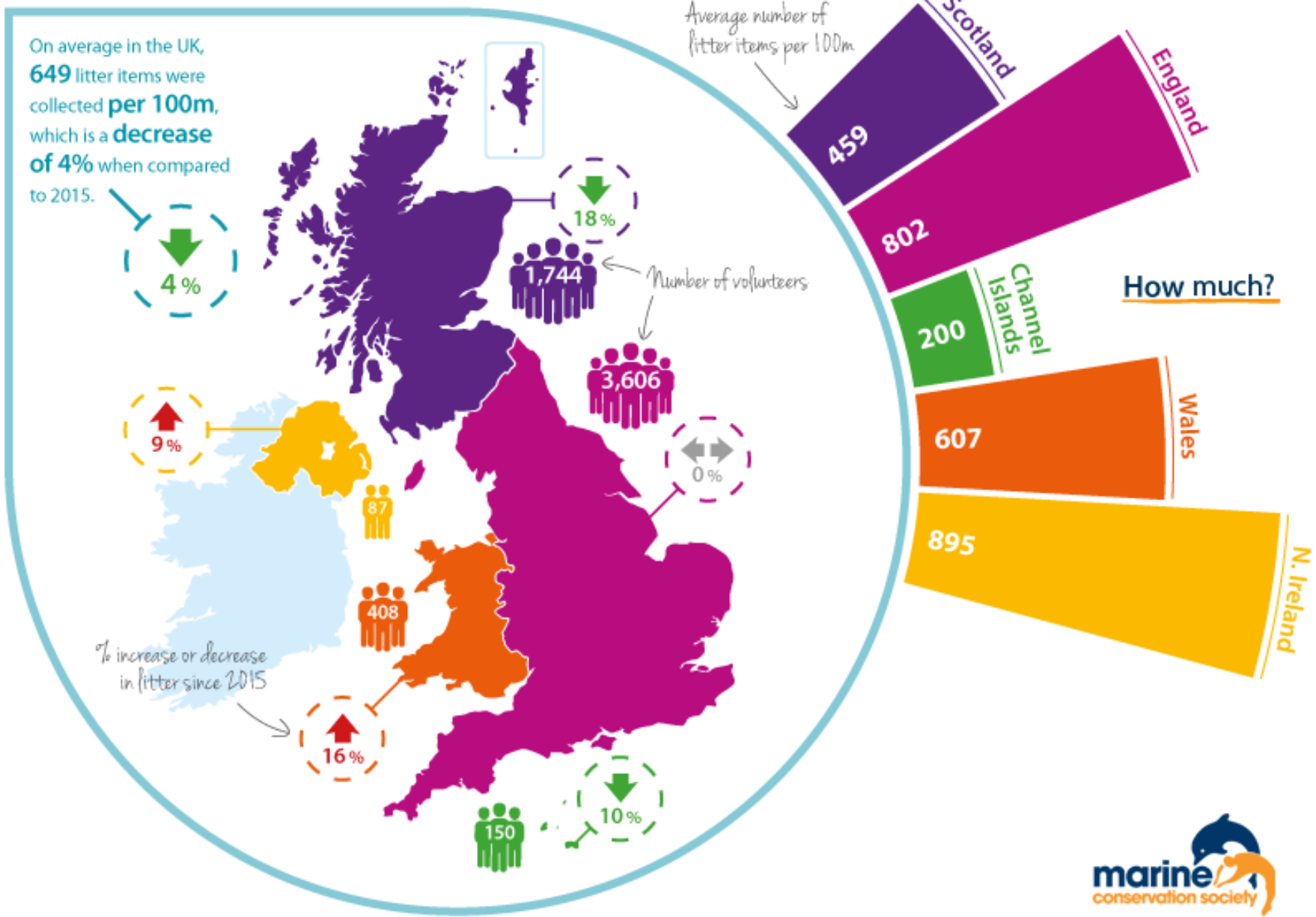
Volunteer Survey Form

Great British Beach Clean



The UK's beach litter story 2016

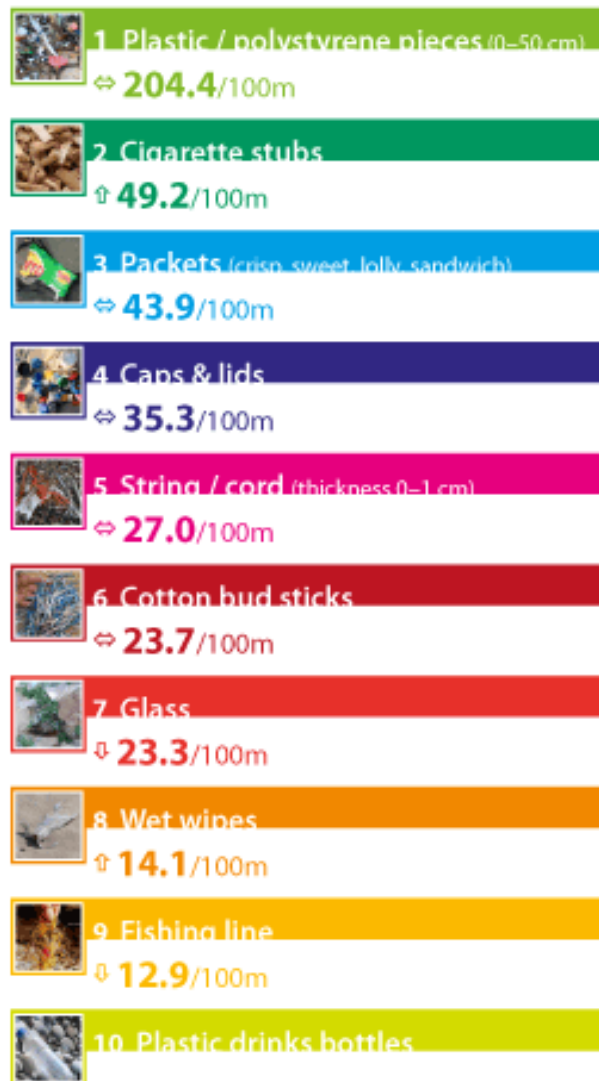
On average in the UK, **649** litter items were collected **per 100m**, which is a **decrease of 4%** when compared to 2015.



How much?

What did we find?

Here's the top 10 items that were found during the Great British Beach Clean 2016.



Where did it come from?

Non-sourced 42.5%

Hard to know where it's from – mainly because it's too tiny to identify.

Fishing 9.6%

All the things that help anglers and commercial fishermen catch fish from lines to lures.

SRD 7%

Sewage Related Debris is stuff that's flushed down the loo but should go in the bin.

Medical 0.2%

Not very nice – pill packets to syringes.

Fly Tipped 0.8%

Big stuff like TVs and tyres.

Shipping 3.2%

Stuff lost overboard, or thrown from small craft or massive ships.

Public 36.7%

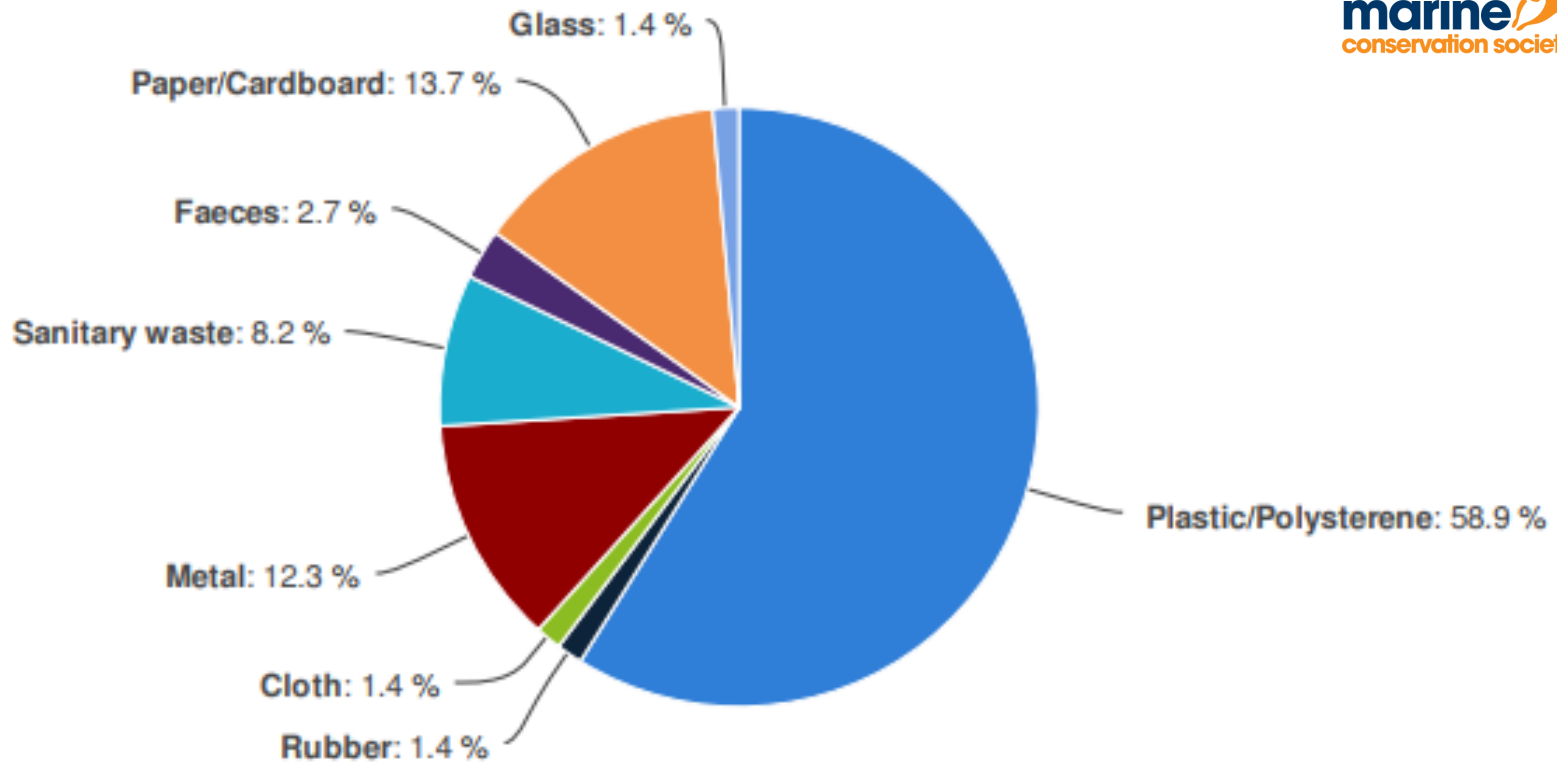
All the stuff that we the public have a hand in helping get to the beach.



East Haven GBBC data

Material types

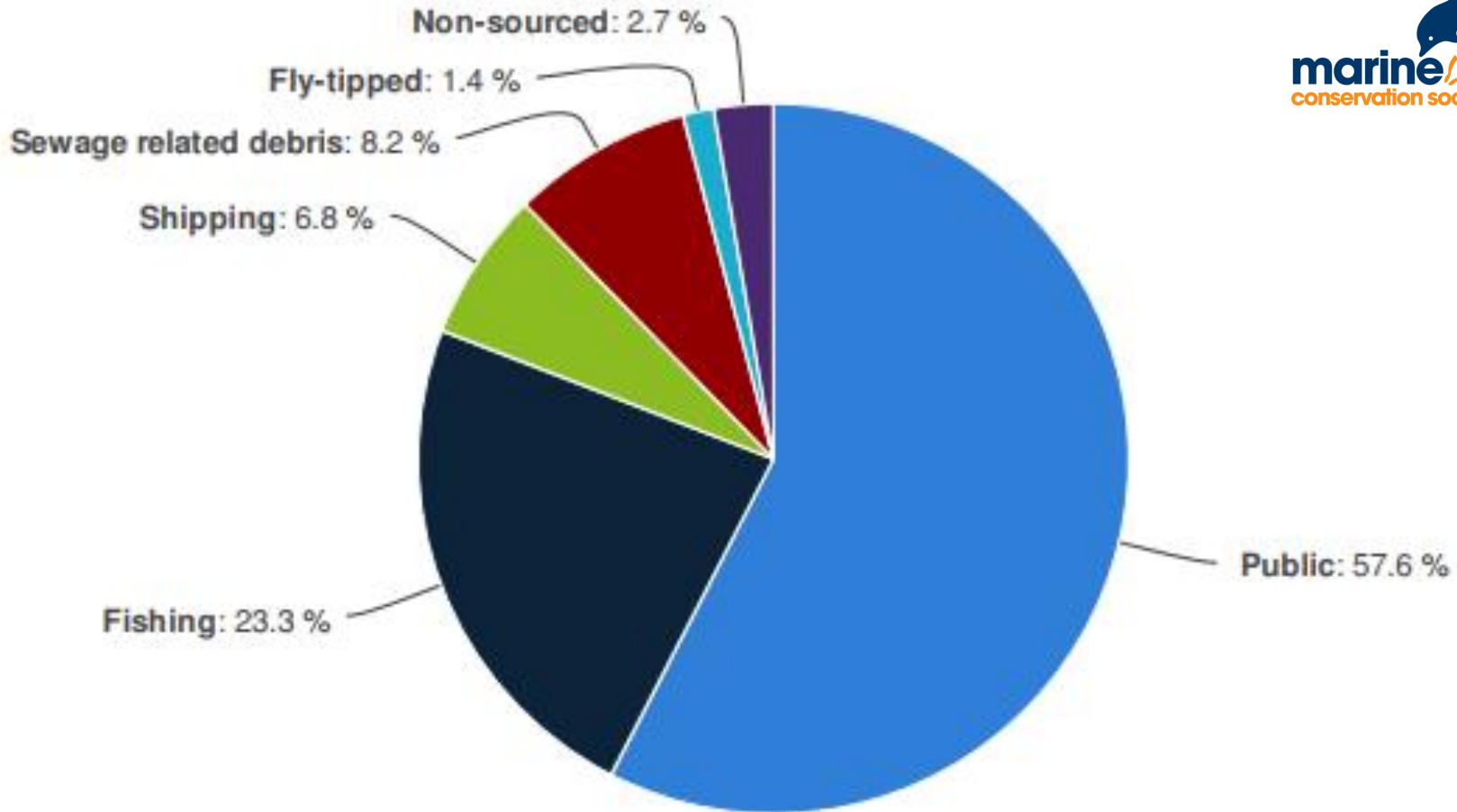
Survey date: 16/09/2017 Beach length: 100m No. of items: 73



East Haven GBBC data

Sources

Survey date: 16/09/2017 Beach length: 100m No. of items: 73



Public Fishing Shipping Sewage related debris Fly-tipped Non-sourced



2017: 8 beaches
12 surveys
90 volunteers
5015 litter items

Angus Beaches



TINY TRASH, BIG IMPACTS

Tiny Trash are items measuring less than 2.5 cm.

1,212,602
Plastic Pieces

1,066,644
Foam Pieces

496,640
Glass Pieces

WEIRD FINDS



TOP 10 ITEMS COLLECTED

 **1. CIGARETTE BUTTS**
1,863,838

 **2. PLASTIC BEVERAGE BOTTLES**
1,578,834

 **3. PLASTIC BOTTLE CAPS**
822,227

 **4. FOOD WRAPPERS**
762,353

 **5. PLASTIC GROCERY BAGS**
520,900

 **6. PLASTIC LIDS**
419,380

 **7. STRAWS, STIRRERS**
409,087

 **8. GLASS BEVERAGE BOTTLES**
390,468

 **9. OTHER PLASTIC BAGS**
368,655

 **10. FOAM TAKE-AWAY CONTAINERS**
365,584





Report your #wildbottlesighting



Only Flush the 3 P's – Pee, Poo & Paper!

Take part in a Nurdle Hunt!



Thank you!

