



Innovation & Evaluation - delivering environmental regulation

Gillian Pratt
Deputy Director Future Regulation

Environment Agency for England

➔ regulator

➔ operator

➔ advisor



We regulate for people, the environment and growth

Strategic outcomes

**We support
healthier and safer
communities**



**Our work
protects and
improves
the environment**



**We contribute to
economic
growth**



**People trust and
respect our
regulation**



Our regulatory model



Horizon scanning: driving change through innovation

Politics



Environment

Social



Technology

Legal

Economics




Innovation

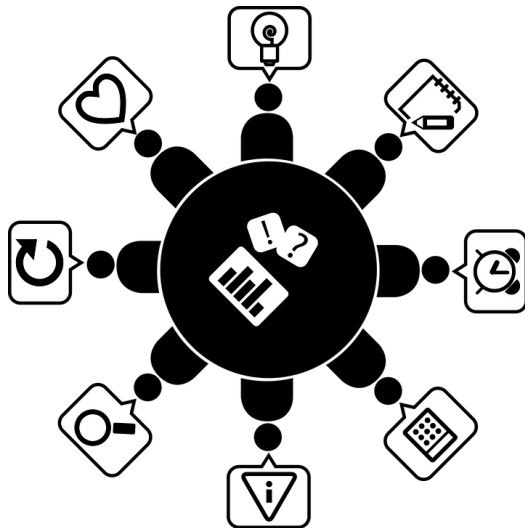


Technology

Information & data



Learning from others

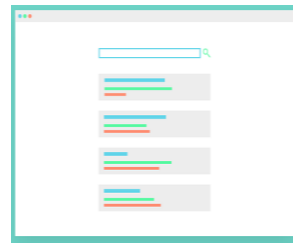



Online data collection



LIVE SYSTEM

Waste permits




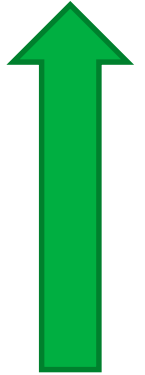
PROTOTYPE





USER TESTING



USER FEEDBACK

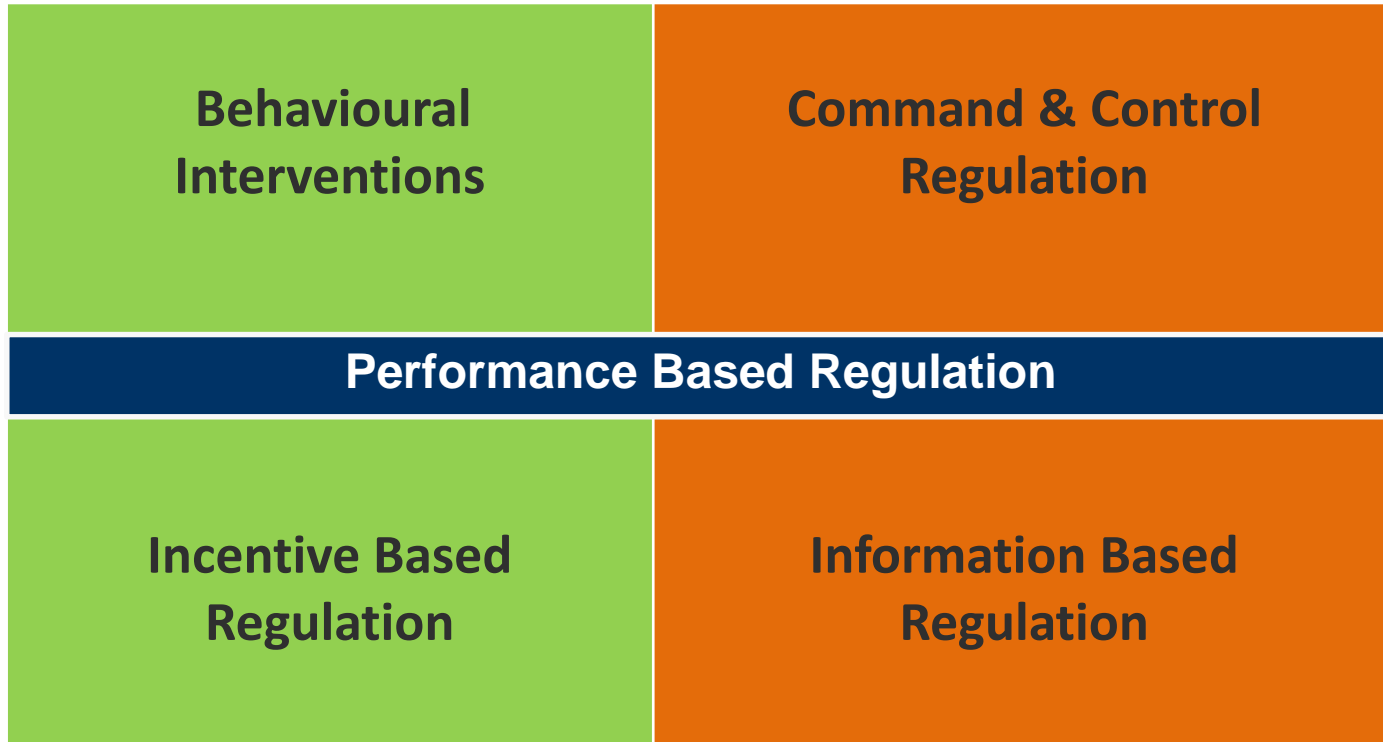


DEVELOPMENT

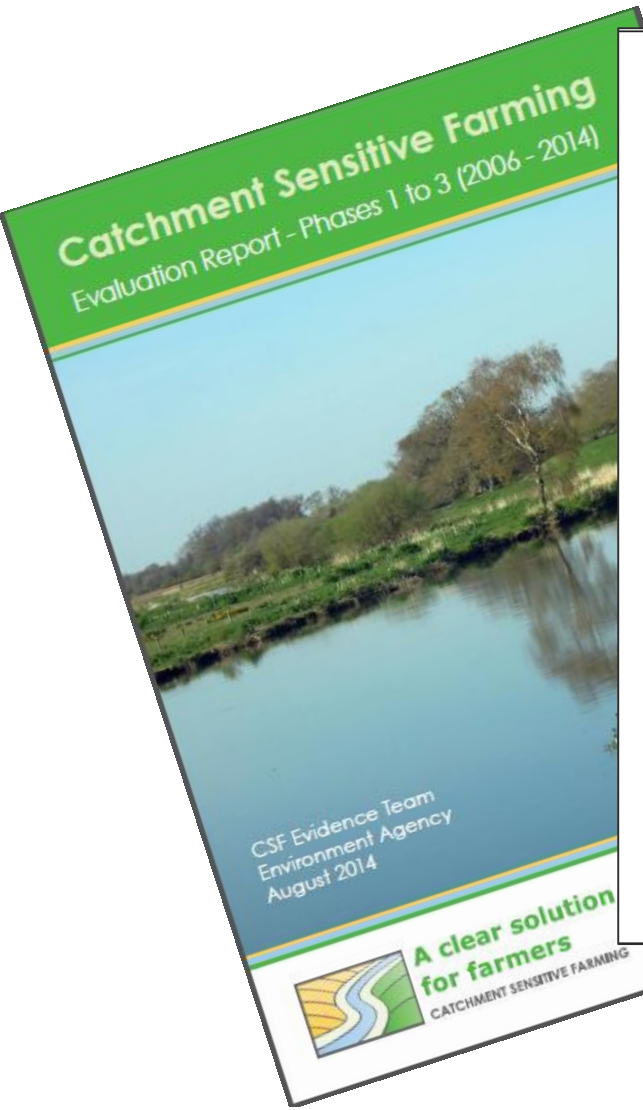


CURRENT PAPER
BASED

Intelligent regulation



Evaluating success



Environment Agency		Quarter 1 - Year to date		Environment Agency	
Corporate scorecard 2017 to 2018		April 2017 - June 2017		April 2017 - June 2017	
Work	Q1 year to date	Q1 year to date	Year end Target	Year end Actual	Year end Status
Objective 1: A cleaner, healthier environment, benefiting people and the economy					
1.01.01 The water environment in England (DEMA)	Classification	0.00	0.01	1.000	Green
1.01.02 Improved people, the environment and wildlife by reducing water and air pollution (DEMA)	Number of incidents in the last 12 months	1.00	0.00	0.00	Green
1.01.03 Reduced river flooding (DEMA)	Number of flood events	1.00	0.00	0.00	Green
1.01.04 Reduced the number of high risk flood events (DEMA)	Number of high risk flood events	1.00	0.00	0.00	Green
Objective 4: A nation better protected against food, animal and plant diseases and other hazards, with strong response and recovery capabilities					
4.01.01 Reduced the risk of foodborne zoonoses (DEMA)	Number of food safety incidents	1.00	0.00	0.00	Green
4.01.02 Improved food and feed safety management systems at a national level (DEMA)	% of food safety incidents at target level	1.00%	0.00%	0.00%	Green
4.01.03 Improved food safety response capabilities (DEMA)	Number of people trained	1.00	0.00	0.00	Green
4.01.04 Percentage of staff who responded to the food safety incident (DEMA)	Percentage of staff trained	1.00%	0.00%	0.00%	Green
Objective 5: Efficient delivery, on time and to budget and with outstanding value for money					
5.01.01 Improved management of the business (DEMA)	% spent to budget	1.00%	0.00%	0.00%	Green
5.01.02 Improved planning capabilities (DEMA)	% completed to the budget	1.00%	0.00%	0.00%	Green
Objective 6: An organisation continually striving to be the best, focused on outcomes and constantly challenging itself					
6.01.01 Reduce our carbon footprint	Carbon footprint	1.00	0.00	0.00	Green
Objective 7: An inclusive, professional workforce where leaders recognise the contribution of people, and build capability to deliver better outcomes					
7.01.01 The proportion of staff who are female, non-executive directors (DEMA)	% of staff who are female	1.00%	0.00%	0.00%	Green
7.01.02 The proportion of staff who are non-executive directors (DEMA)	% of staff who are non-executive directors	1.00%	0.00%	0.00%	Green
7.01.03 The proportion of staff who are non-executive directors (DEMA)	% of staff who are non-executive directors	1.00%	0.00%	0.00%	Green



Beyond the Magenta Book.....

