

| Noise sources covered by this assessment | | Trends on noise exposure 2007 - 2012 | | | | | | | | | | | | | | | | | | | | | | | | | | | | | | | | | | | | | | | | | | | | | | | | | | | | | | | | | | | | | | | | | | | | | | | | | | | | | | | | | | | | | | | | | | | | | | | | | | | | | | | | | | | | | | | | | | | | | | | | | | | | | | | | | | | | | | | | | | | | | | | | | | | | | | | | | | | | | | | | | | | | | | | | | | | | | | | | | | | | | | | | | | | | | | | | | | | | | | | | | | | | | | | | | | | | | | | | | | | | | | | | | | | | | | | | | | | | | | | | | |
|--|--|--|-------------|--------------|--|---------------------------|-----------|--|-------------|--|-------------|--------------|-------------|--------------|----------------------------------|-----|-----|-----|-----|---------------------------------|------|------|------|------|-----------------|-----|-----|---|---|-------------------------------|-----|-----|-----|-----|---------------------------------|------|------|------|------|-------------------|------|-------|-----|------|----------------------|------|------|------|------|-----------------------|-------|-------|------|------|------------------|-------|---|------|---|---------------------|---|------|---|---|------------------------|-------|------|------|------|-------------------------|--------|-------|-------|-------|-------------------------|------|------|------|------|--------------------|-------|-------|------|------|---------------------------------|-----|-----|-----|-----|---------------------|-----|-----|-----|-----|--------------------------------------|-----|-----|-----|-----|-------------------------------|-----|-----|-----|-----|---------------------|-----|-----|-----|-----|---------------------------|-----|-----|-----|-----|-------------|-----|-----|-----|-----|----------|-----|-----|-----|-----|---------------------------|-----|-----|-----|-----|----------|---|---|---|---|---------------|---|---|---|---|----------|---|---|---|---|---------------|-----|-----|-----|-----|----------------|-----|-----|-----|-----|---------------------------|-----------|--|-------------|--|-------------|--------------|-------------|--------------|---------|------|------|------|------|------------|------|------|------|------|-----------|------|------|------|------|-------------|------|------|------|------|---------------------------------|------|------|------|------|---------|------|------|------|------|---------|------|------|------|------|-------------------|------|------|------|------|-----------|-------|------|-------|------|---------|-------|------|------|------|--------------------|------|------|------|------|-----------|------|------|------|------|-----------|------|------|------|------|--------|------|------|------|------|------------|------|------|------|------|------------|------|------|------|------|
| | END noise sources | Trends on noise exposure show, for both implementation rounds: | | | | | | | | | | | | | | | | | | | | | | | | | | | | | | | | | | | | | | | | | | | | | | | | | | | | | | | | | | | | | | | | | | | | | | | | | | | | | | | | | | | | | | | | | | | | | | | | | | | | | | | | | | | | | | | | | | | | | | | | | | | | | | | | | | | | | | | | | | | | | | | | | | | | | | | | | | | | | | | | | | | | | | | | | | | | | | | | | | | | | | | | | | | | | | | | | | | | | | | | | | | | | | | | | | | | | | | | | | | | | | | | | | | | | | | | | | | | | | | | | |
| Number of agglomerations | 74 | <ul style="list-style-type: none"> - For agglomerations: the relative value of people exposed to more than 55 dB L_{den} and to more than 50 dB L_{night} due to different noise sources (values are expressed in %). - For major airports: total number of people exposed to more than 55 dB L_{den} and to more than 50 dB L_{night} (values are expressed in real numbers). | | | | | | | | | | | | | | | | | | | | | | | | | | | | | | | | | | | | | | | | | | | | | | | | | | | | | | | | | | | | | | | | | | | | | | | | | | | | | | | | | | | | | | | | | | | | | | | | | | | | | | | | | | | | | | | | | | | | | | | | | | | | | | | | | | | | | | | | | | | | | | | | | | | | | | | | | | | | | | | | | | | | | | | | | | | | | | | | | | | | | | | | | | | | | | | | | | | | | | | | | | | | | | | | | | | | | | | | | | | | | | | | | | | | | | | | | | | | | | | | | |
| Major roads | 31006 km | | | | | | | | | | | | | | | | | | | | | | | | | | | | | | | | | | | | | | | | | | | | | | | | | | | | | | | | | | | | | | | | | | | | | | | | | | | | | | | | | | | | | | | | | | | | | | | | | | | | | | | | | | | | | | | | | | | | | | | | | | | | | | | | | | | | | | | | | | | | | | | | | | | | | | | | | | | | | | | | | | | | | | | | | | | | | | | | | | | | | | | | | | | | | | | | | | | | | | | | | | | | | | | | | | | | | | | | | | | | | | | | | | | | | | | | | | | | | | | | | | |
| Major railways | 5745 km | | | | | | | | | | | | | | | | | | | | | | | | | | | | | | | | | | | | | | | | | | | | | | | | | | | | | | | | | | | | | | | | | | | | | | | | | | | | | | | | | | | | | | | | | | | | | | | | | | | | | | | | | | | | | | | | | | | | | | | | | | | | | | | | | | | | | | | | | | | | | | | | | | | | | | | | | | | | | | | | | | | | | | | | | | | | | | | | | | | | | | | | | | | | | | | | | | | | | | | | | | | | | | | | | | | | | | | | | | | | | | | | | | | | | | | | | | | | | | | | | | |
| Number of major airports | 20 | | | | | | | | | | | | | | | | | | | | | | | | | | | | | | | | | | | | | | | | | | | | | | | | | | | | | | | | | | | | | | | | | | | | | | | | | | | | | | | | | | | | | | | | | | | | | | | | | | | | | | | | | | | | | | | | | | | | | | | | | | | | | | | | | | | | | | | | | | | | | | | | | | | | | | | | | | | | | | | | | | | | | | | | | | | | | | | | | | | | | | | | | | | | | | | | | | | | | | | | | | | | | | | | | | | | | | | | | | | | | | | | | | | | | | | | | | | | | | | | | | |
| Name of major airports | Birmingham International Airport Blackpool International Airport Bournemouth Airport Bristol Airport East Midlands Airport Leeds Bradford International Airport Liverpool John Lennon Airport London Luton Airport London City Airport London Gatwick Airport London Heathrow Airport London Stansted Airport Manchester Airport Newcastle International Airport Southampton Airport Belfast International Airport Aberdeen Airport Edinburgh Airport Glasgow Airport Glasgow Prestwick Airport | Major airports: <table border="1"> <thead> <tr> <th rowspan="2"></th> <th colspan="2">L_{den}</th> <th colspan="2">L_{night}</th> </tr> <tr> <th>First round</th> <th>Second round</th> <th>First round</th> <th>Second round</th> </tr> </thead> <tbody> <tr><td>Birmingham International Airport</td><td>800</td><td>900</td><td>200</td><td>300</td></tr> <tr><td>Newcastle International Airport</td><td>5800</td><td>4100</td><td>2100</td><td>1900</td></tr> <tr><td>Glasgow Airport</td><td>0</td><td>0</td><td>0</td><td>0</td></tr> <tr><td>Belfast International Airport</td><td>600</td><td>600</td><td>100</td><td>100</td></tr> <tr><td>Bristol Airport</td><td>4000</td><td>2200</td><td>1100</td><td>1400</td></tr> <tr><td>Edinburgh Airport</td><td>8500</td><td>15000</td><td>900</td><td>3500</td></tr> <tr><td>London Luton Airport</td><td>8600</td><td>4100</td><td>2900</td><td>2000</td></tr> <tr><td>East Midlands Airport</td><td>10400</td><td>13000</td><td>5900</td><td>7800</td></tr> <tr><td>Aberdeen Airport</td><td>16400</td><td>0</td><td>3400</td><td>0</td></tr> <tr><td>London City Airport</td><td>0</td><td>2500</td><td>0</td><td>0</td></tr> <tr><td>London Gatwick Airport</td><td>11900</td><td>9400</td><td>4800</td><td>4000</td></tr> <tr><td>London Heathrow Airport</td><td>107000</td><td>54400</td><td>21500</td><td>15300</td></tr> <tr><td>London Stansted Airport</td><td>9300</td><td>7500</td><td>4100</td><td>3500</td></tr> <tr><td>Manchester Airport</td><td>11600</td><td>10200</td><td>2500</td><td>2900</td></tr> <tr><td>Blackpool International Airport</td><td>N/D</td><td>N/D</td><td>N/D</td><td>N/D</td></tr> <tr><td>Bournemouth Airport</td><td>N/D</td><td>N/D</td><td>N/D</td><td>N/D</td></tr> <tr><td>Leeds Bradford International Airport</td><td>N/D</td><td>N/D</td><td>N/D</td><td>N/D</td></tr> <tr><td>Liverpool John Lennon Airport</td><td>N/D</td><td>N/D</td><td>N/D</td><td>N/D</td></tr> <tr><td>Southampton Airport</td><td>N/D</td><td>N/D</td><td>N/D</td><td>N/D</td></tr> <tr><td>Glasgow Prestwick Airport</td><td>N/D</td><td>N/D</td><td>N/D</td><td>N/D</td></tr> </tbody> </table> | | | | | L_{den} | | L_{night} | | First round | Second round | First round | Second round | Birmingham International Airport | 800 | 900 | 200 | 300 | Newcastle International Airport | 5800 | 4100 | 2100 | 1900 | Glasgow Airport | 0 | 0 | 0 | 0 | Belfast International Airport | 600 | 600 | 100 | 100 | Bristol Airport | 4000 | 2200 | 1100 | 1400 | Edinburgh Airport | 8500 | 15000 | 900 | 3500 | London Luton Airport | 8600 | 4100 | 2900 | 2000 | East Midlands Airport | 10400 | 13000 | 5900 | 7800 | Aberdeen Airport | 16400 | 0 | 3400 | 0 | London City Airport | 0 | 2500 | 0 | 0 | London Gatwick Airport | 11900 | 9400 | 4800 | 4000 | London Heathrow Airport | 107000 | 54400 | 21500 | 15300 | London Stansted Airport | 9300 | 7500 | 4100 | 3500 | Manchester Airport | 11600 | 10200 | 2500 | 2900 | Blackpool International Airport | N/D | N/D | N/D | N/D | Bournemouth Airport | N/D | N/D | N/D | N/D | Leeds Bradford International Airport | N/D | N/D | N/D | N/D | Liverpool John Lennon Airport | N/D | N/D | N/D | N/D | Southampton Airport | N/D | N/D | N/D | N/D | Glasgow Prestwick Airport | N/D | N/D | N/D | N/D | | | | | | | | | | | | | | | | | | | | | | | | | | | | | | | | | | | | | | | | | | | | | | | | | | | | | | | | | | | | | | | | | | | | | | | | | | | | | | | | | | | | | | | | | | | | | | | | | | | | | | | | | | | | | | | | | | | | | | | | | | | | | | | | | |
| | L_{den} | | L_{night} | | | | | | | | | | | | | | | | | | | | | | | | | | | | | | | | | | | | | | | | | | | | | | | | | | | | | | | | | | | | | | | | | | | | | | | | | | | | | | | | | | | | | | | | | | | | | | | | | | | | | | | | | | | | | | | | | | | | | | | | | | | | | | | | | | | | | | | | | | | | | | | | | | | | | | | | | | | | | | | | | | | | | | | | | | | | | | | | | | | | | | | | | | | | | | | | | | | | | | | | | | | | | | | | | | | | | | | | | | | | | | | | | | | | | | | | | | | | | | | | |
| | First round | Second round | First round | Second round | | | | | | | | | | | | | | | | | | | | | | | | | | | | | | | | | | | | | | | | | | | | | | | | | | | | | | | | | | | | | | | | | | | | | | | | | | | | | | | | | | | | | | | | | | | | | | | | | | | | | | | | | | | | | | | | | | | | | | | | | | | | | | | | | | | | | | | | | | | | | | | | | | | | | | | | | | | | | | | | | | | | | | | | | | | | | | | | | | | | | | | | | | | | | | | | | | | | | | | | | | | | | | | | | | | | | | | | | | | | | | | | | | | | | | | | | | | | | | | |
| Birmingham International Airport | 800 | 900 | 200 | 300 | | | | | | | | | | | | | | | | | | | | | | | | | | | | | | | | | | | | | | | | | | | | | | | | | | | | | | | | | | | | | | | | | | | | | | | | | | | | | | | | | | | | | | | | | | | | | | | | | | | | | | | | | | | | | | | | | | | | | | | | | | | | | | | | | | | | | | | | | | | | | | | | | | | | | | | | | | | | | | | | | | | | | | | | | | | | | | | | | | | | | | | | | | | | | | | | | | | | | | | | | | | | | | | | | | | | | | | | | | | | | | | | | | | | | | | | | | | | | | | |
| Newcastle International Airport | 5800 | 4100 | 2100 | 1900 | | | | | | | | | | | | | | | | | | | | | | | | | | | | | | | | | | | | | | | | | | | | | | | | | | | | | | | | | | | | | | | | | | | | | | | | | | | | | | | | | | | | | | | | | | | | | | | | | | | | | | | | | | | | | | | | | | | | | | | | | | | | | | | | | | | | | | | | | | | | | | | | | | | | | | | | | | | | | | | | | | | | | | | | | | | | | | | | | | | | | | | | | | | | | | | | | | | | | | | | | | | | | | | | | | | | | | | | | | | | | | | | | | | | | | | | | | | | | | | |
| Glasgow Airport | 0 | 0 | 0 | 0 | | | | | | | | | | | | | | | | | | | | | | | | | | | | | | | | | | | | | | | | | | | | | | | | | | | | | | | | | | | | | | | | | | | | | | | | | | | | | | | | | | | | | | | | | | | | | | | | | | | | | | | | | | | | | | | | | | | | | | | | | | | | | | | | | | | | | | | | | | | | | | | | | | | | | | | | | | | | | | | | | | | | | | | | | | | | | | | | | | | | | | | | | | | | | | | | | | | | | | | | | | | | | | | | | | | | | | | | | | | | | | | | | | | | | | | | | | | | | | | |
| Belfast International Airport | 600 | 600 | 100 | 100 | | | | | | | | | | | | | | | | | | | | | | | | | | | | | | | | | | | | | | | | | | | | | | | | | | | | | | | | | | | | | | | | | | | | | | | | | | | | | | | | | | | | | | | | | | | | | | | | | | | | | | | | | | | | | | | | | | | | | | | | | | | | | | | | | | | | | | | | | | | | | | | | | | | | | | | | | | | | | | | | | | | | | | | | | | | | | | | | | | | | | | | | | | | | | | | | | | | | | | | | | | | | | | | | | | | | | | | | | | | | | | | | | | | | | | | | | | | | | | | |
| Bristol Airport | 4000 | 2200 | 1100 | 1400 | | | | | | | | | | | | | | | | | | | | | | | | | | | | | | | | | | | | | | | | | | | | | | | | | | | | | | | | | | | | | | | | | | | | | | | | | | | | | | | | | | | | | | | | | | | | | | | | | | | | | | | | | | | | | | | | | | | | | | | | | | | | | | | | | | | | | | | | | | | | | | | | | | | | | | | | | | | | | | | | | | | | | | | | | | | | | | | | | | | | | | | | | | | | | | | | | | | | | | | | | | | | | | | | | | | | | | | | | | | | | | | | | | | | | | | | | | | | | | | |
| Edinburgh Airport | 8500 | 15000 | 900 | 3500 | | | | | | | | | | | | | | | | | | | | | | | | | | | | | | | | | | | | | | | | | | | | | | | | | | | | | | | | | | | | | | | | | | | | | | | | | | | | | | | | | | | | | | | | | | | | | | | | | | | | | | | | | | | | | | | | | | | | | | | | | | | | | | | | | | | | | | | | | | | | | | | | | | | | | | | | | | | | | | | | | | | | | | | | | | | | | | | | | | | | | | | | | | | | | | | | | | | | | | | | | | | | | | | | | | | | | | | | | | | | | | | | | | | | | | | | | | | | | | | |
| London Luton Airport | 8600 | 4100 | 2900 | 2000 | | | | | | | | | | | | | | | | | | | | | | | | | | | | | | | | | | | | | | | | | | | | | | | | | | | | | | | | | | | | | | | | | | | | | | | | | | | | | | | | | | | | | | | | | | | | | | | | | | | | | | | | | | | | | | | | | | | | | | | | | | | | | | | | | | | | | | | | | | | | | | | | | | | | | | | | | | | | | | | | | | | | | | | | | | | | | | | | | | | | | | | | | | | | | | | | | | | | | | | | | | | | | | | | | | | | | | | | | | | | | | | | | | | | | | | | | | | | | | | |
| East Midlands Airport | 10400 | 13000 | 5900 | 7800 | | | | | | | | | | | | | | | | | | | | | | | | | | | | | | | | | | | | | | | | | | | | | | | | | | | | | | | | | | | | | | | | | | | | | | | | | | | | | | | | | | | | | | | | | | | | | | | | | | | | | | | | | | | | | | | | | | | | | | | | | | | | | | | | | | | | | | | | | | | | | | | | | | | | | | | | | | | | | | | | | | | | | | | | | | | | | | | | | | | | | | | | | | | | | | | | | | | | | | | | | | | | | | | | | | | | | | | | | | | | | | | | | | | | | | | | | | | | | | | |
| Aberdeen Airport | 16400 | 0 | 3400 | 0 | | | | | | | | | | | | | | | | | | | | | | | | | | | | | | | | | | | | | | | | | | | | | | | | | | | | | | | | | | | | | | | | | | | | | | | | | | | | | | | | | | | | | | | | | | | | | | | | | | | | | | | | | | | | | | | | | | | | | | | | | | | | | | | | | | | | | | | | | | | | | | | | | | | | | | | | | | | | | | | | | | | | | | | | | | | | | | | | | | | | | | | | | | | | | | | | | | | | | | | | | | | | | | | | | | | | | | | | | | | | | | | | | | | | | | | | | | | | | | | |
| London City Airport | 0 | 2500 | 0 | 0 | | | | | | | | | | | | | | | | | | | | | | | | | | | | | | | | | | | | | | | | | | | | | | | | | | | | | | | | | | | | | | | | | | | | | | | | | | | | | | | | | | | | | | | | | | | | | | | | | | | | | | | | | | | | | | | | | | | | | | | | | | | | | | | | | | | | | | | | | | | | | | | | | | | | | | | | | | | | | | | | | | | | | | | | | | | | | | | | | | | | | | | | | | | | | | | | | | | | | | | | | | | | | | | | | | | | | | | | | | | | | | | | | | | | | | | | | | | | | | | |
| London Gatwick Airport | 11900 | 9400 | 4800 | 4000 | | | | | | | | | | | | | | | | | | | | | | | | | | | | | | | | | | | | | | | | | | | | | | | | | | | | | | | | | | | | | | | | | | | | | | | | | | | | | | | | | | | | | | | | | | | | | | | | | | | | | | | | | | | | | | | | | | | | | | | | | | | | | | | | | | | | | | | | | | | | | | | | | | | | | | | | | | | | | | | | | | | | | | | | | | | | | | | | | | | | | | | | | | | | | | | | | | | | | | | | | | | | | | | | | | | | | | | | | | | | | | | | | | | | | | | | | | | | | | | |
| London Heathrow Airport | 107000 | 54400 | 21500 | 15300 | | | | | | | | | | | | | | | | | | | | | | | | | | | | | | | | | | | | | | | | | | | | | | | | | | | | | | | | | | | | | | | | | | | | | | | | | | | | | | | | | | | | | | | | | | | | | | | | | | | | | | | | | | | | | | | | | | | | | | | | | | | | | | | | | | | | | | | | | | | | | | | | | | | | | | | | | | | | | | | | | | | | | | | | | | | | | | | | | | | | | | | | | | | | | | | | | | | | | | | | | | | | | | | | | | | | | | | | | | | | | | | | | | | | | | | | | | | | | | | |
| London Stansted Airport | 9300 | 7500 | 4100 | 3500 | | | | | | | | | | | | | | | | | | | | | | | | | | | | | | | | | | | | | | | | | | | | | | | | | | | | | | | | | | | | | | | | | | | | | | | | | | | | | | | | | | | | | | | | | | | | | | | | | | | | | | | | | | | | | | | | | | | | | | | | | | | | | | | | | | | | | | | | | | | | | | | | | | | | | | | | | | | | | | | | | | | | | | | | | | | | | | | | | | | | | | | | | | | | | | | | | | | | | | | | | | | | | | | | | | | | | | | | | | | | | | | | | | | | | | | | | | | | | | | |
| Manchester Airport | 11600 | 10200 | 2500 | 2900 | | | | | | | | | | | | | | | | | | | | | | | | | | | | | | | | | | | | | | | | | | | | | | | | | | | | | | | | | | | | | | | | | | | | | | | | | | | | | | | | | | | | | | | | | | | | | | | | | | | | | | | | | | | | | | | | | | | | | | | | | | | | | | | | | | | | | | | | | | | | | | | | | | | | | | | | | | | | | | | | | | | | | | | | | | | | | | | | | | | | | | | | | | | | | | | | | | | | | | | | | | | | | | | | | | | | | | | | | | | | | | | | | | | | | | | | | | | | | | | |
| Blackpool International Airport | N/D | N/D | N/D | N/D | | | | | | | | | | | | | | | | | | | | | | | | | | | | | | | | | | | | | | | | | | | | | | | | | | | | | | | | | | | | | | | | | | | | | | | | | | | | | | | | | | | | | | | | | | | | | | | | | | | | | | | | | | | | | | | | | | | | | | | | | | | | | | | | | | | | | | | | | | | | | | | | | | | | | | | | | | | | | | | | | | | | | | | | | | | | | | | | | | | | | | | | | | | | | | | | | | | | | | | | | | | | | | | | | | | | | | | | | | | | | | | | | | | | | | | | | | | | | | | |
| Bournemouth Airport | N/D | N/D | N/D | N/D | | | | | | | | | | | | | | | | | | | | | | | | | | | | | | | | | | | | | | | | | | | | | | | | | | | | | | | | | | | | | | | | | | | | | | | | | | | | | | | | | | | | | | | | | | | | | | | | | | | | | | | | | | | | | | | | | | | | | | | | | | | | | | | | | | | | | | | | | | | | | | | | | | | | | | | | | | | | | | | | | | | | | | | | | | | | | | | | | | | | | | | | | | | | | | | | | | | | | | | | | | | | | | | | | | | | | | | | | | | | | | | | | | | | | | | | | | | | | | | |
| Leeds Bradford International Airport | N/D | N/D | N/D | N/D | | | | | | | | | | | | | | | | | | | | | | | | | | | | | | | | | | | | | | | | | | | | | | | | | | | | | | | | | | | | | | | | | | | | | | | | | | | | | | | | | | | | | | | | | | | | | | | | | | | | | | | | | | | | | | | | | | | | | | | | | | | | | | | | | | | | | | | | | | | | | | | | | | | | | | | | | | | | | | | | | | | | | | | | | | | | | | | | | | | | | | | | | | | | | | | | | | | | | | | | | | | | | | | | | | | | | | | | | | | | | | | | | | | | | | | | | | | | | | | |
| Liverpool John Lennon Airport | N/D | N/D | N/D | N/D | | | | | | | | | | | | | | | | | | | | | | | | | | | | | | | | | | | | | | | | | | | | | | | | | | | | | | | | | | | | | | | | | | | | | | | | | | | | | | | | | | | | | | | | | | | | | | | | | | | | | | | | | | | | | | | | | | | | | | | | | | | | | | | | | | | | | | | | | | | | | | | | | | | | | | | | | | | | | | | | | | | | | | | | | | | | | | | | | | | | | | | | | | | | | | | | | | | | | | | | | | | | | | | | | | | | | | | | | | | | | | | | | | | | | | | | | | | | | | | |
| Southampton Airport | N/D | N/D | N/D | N/D | | | | | | | | | | | | | | | | | | | | | | | | | | | | | | | | | | | | | | | | | | | | | | | | | | | | | | | | | | | | | | | | | | | | | | | | | | | | | | | | | | | | | | | | | | | | | | | | | | | | | | | | | | | | | | | | | | | | | | | | | | | | | | | | | | | | | | | | | | | | | | | | | | | | | | | | | | | | | | | | | | | | | | | | | | | | | | | | | | | | | | | | | | | | | | | | | | | | | | | | | | | | | | | | | | | | | | | | | | | | | | | | | | | | | | | | | | | | | | | |
| Glasgow Prestwick Airport | N/D | N/D | N/D | N/D | | | | | | | | | | | | | | | | | | | | | | | | | | | | | | | | | | | | | | | | | | | | | | | | | | | | | | | | | | | | | | | | | | | | | | | | | | | | | | | | | | | | | | | | | | | | | | | | | | | | | | | | | | | | | | | | | | | | | | | | | | | | | | | | | | | | | | | | | | | | | | | | | | | | | | | | | | | | | | | | | | | | | | | | | | | | | | | | | | | | | | | | | | | | | | | | | | | | | | | | | | | | | | | | | | | | | | | | | | | | | | | | | | | | | | | | | | | | | | | |
| Name of agglomerations and number of inhabitants | Aberdeen 192080 Aldershot Urban Area 250000 Basildon/North Benfleet 105000 Bedford/Kempston 104000 Belfast 580276 Birkenhead 323000 Blackburn/Darwen 144000 Blackpool 261000 Bournemouth 416000 Brighton/Worthing/Littlehampton 500000 Bristol 608000 Burnley/Nelson 145000 Cambridge Urban Area 145000 Cardiff 327706 Cheltenham/Charlton Kings 114000 Chesterfield/Staveley 103000 Colchester 113000 Coventry/Bedworth 349000 Crawley Urban Area 190000 Darnley Valley Urban Area 209000 Derby Urban Area 257000 Doncaster Urban Area 132000 Dundee 151820 Eastbourne 115000 Edinburgh 467950 Exeter 111000 Falkirk & Hallglen 97180 Glasgow 2358700 Gloucester Urban Area 143000 Grimsby/Cleethorpes 138000 Hastings/Bexhill 132000 High Wycombe Urban Area 125000 Ipswich Urban Area 158000 Kingston upon Hull 309000 Leicester 486000 Lincoln Urban Area 107000 Liverpool 821000 London 9302000 Luton/Dunstable 257000 Manchester 2403000 Mansfield Urban Area 166000 Milton Keynes Urban Area 201000 Newport 139298 Northampton Urban Area 208000 Norwich Urban Area 204000 Nottingham 709000 Nuneaton Urban Area 132000 Oxford 157000 Peterborough 147000 Plymouth 258000 Portsmouth 466000 Preston 273000 Reading/Wokingham 379000 Sheffield 675000 Slough Urban Area 160000 Southampton 326000 Southend 286000 Southport/Formby 114000 St Albans/Hatfield 130000 Sunderland Urban Area 178000 Swansea/Neath/Port Talbot 270506 Swindon 167000 Teesside 367000 Telford Urban Area 139000 Thanet 124000 | Agglomerations: <table border="1"> <thead> <tr> <th rowspan="2">Airports (values in %)</th> <th colspan="2">L_{den}</th> <th colspan="2">L_{night}</th> </tr> <tr> <th>First round</th> <th>Second round</th> <th>First round</th> <th>Second round</th> </tr> </thead> <tbody> <tr><td>Belfast</td><td>0</td><td>0</td><td>0</td><td>0</td></tr> <tr><td>Birkenhead</td><td>0</td><td>0</td><td>0</td><td>0</td></tr> <tr><td>Blackpool</td><td>0.3</td><td>0.2</td><td>0</td><td>0</td></tr> <tr><td>Bournemouth</td><td>0.7</td><td>0.3</td><td>0</td><td>0</td></tr> <tr><td>Brighton/Worthing/Littlehampton</td><td>0.3</td><td>0.3</td><td>0</td><td>0</td></tr> <tr><td>Bristol</td><td>0</td><td>0</td><td>0</td><td>0</td></tr> <tr><td>Cardiff</td><td>N/D</td><td>N/D</td><td>N/D</td><td>N/D</td></tr> <tr><td>Coventry/Bedworth</td><td>1.15</td><td>0</td><td>0.7</td><td>0</td></tr> <tr><td>Edinburgh</td><td>0</td><td>0</td><td>0</td><td>0</td></tr> <tr><td>Glasgow</td><td>0</td><td>0</td><td>0</td><td>0</td></tr> <tr><td>Kingston upon Hull</td><td>0</td><td>0</td><td>0</td><td>0</td></tr> <tr><td>Leicester</td><td>0</td><td>0</td><td>0</td><td>0</td></tr> <tr><td>Liverpool</td><td>0.3</td><td>0.5</td><td>0.2</td><td>0.2</td></tr> <tr><td>London</td><td>7.6</td><td>7.3</td><td>2.2</td><td>2.1</td></tr> <tr><td>Manchester</td><td>3.7</td><td>2.6</td><td>1.8</td><td>1.1</td></tr> <tr><td>Nottingham</td><td>0</td><td>0</td><td>0</td><td>0</td></tr> <tr><td>Portsmouth</td><td>0</td><td>0</td><td>0</td><td>0</td></tr> <tr><td>Preston</td><td>0</td><td>0</td><td>0</td><td>0</td></tr> <tr><td>Reading/Wokingham</td><td>0</td><td>0</td><td>0</td><td>0</td></tr> <tr><td>Sheffield</td><td>0</td><td>0</td><td>0</td><td>0</td></tr> <tr><td>Southampton</td><td>3.9</td><td>1.8</td><td>1.0</td><td>0.0</td></tr> <tr><td>Southend</td><td>1.8</td><td>0.3</td><td>0.2</td><td>0.0</td></tr> <tr><td>Swansea/Neath/Port Talbot</td><td>N/D</td><td>N/D</td><td>N/D</td><td>N/D</td></tr> <tr><td>Teesside</td><td>0</td><td>0</td><td>0</td><td>0</td></tr> <tr><td>The Potteries</td><td>0</td><td>0</td><td>0</td><td>0</td></tr> <tr><td>Tyneside</td><td>0</td><td>0</td><td>0</td><td>0</td></tr> <tr><td>West Midlands</td><td>2.1</td><td>1.8</td><td>0.9</td><td>0.8</td></tr> <tr><td>West Yorkshire</td><td>0.6</td><td>0.7</td><td>0.1</td><td>0.2</td></tr> </tbody> </table> <table border="1"> <thead> <tr> <th rowspan="2">Industry (values in %)</th> <th colspan="2">L_{den}</th> <th colspan="2">L_{night}</th> </tr> <tr> <th>First round</th> <th>Second round</th> <th>First round</th> <th>Second round</th> </tr> </thead> <tbody> <tr><td>Belfast</td><td>0.14</td><td>0.09</td><td>0.07</td><td>0.07</td></tr> <tr><td>Birkenhead</td><td>0.50</td><td>0.34</td><td>0.38</td><td>0.31</td></tr> <tr><td>Blackpool</td><td>0.11</td><td>0.27</td><td>0.11</td><td>0.23</td></tr> <tr><td>Bournemouth</td><td>0.10</td><td>0.12</td><td>0.05</td><td>0.12</td></tr> <tr><td>Brighton/Worthing/Littlehampton</td><td>0.26</td><td>0.12</td><td>0.20</td><td>0.10</td></tr> <tr><td>Bristol</td><td>0.11</td><td>0.07</td><td>0.07</td><td>0.07</td></tr> <tr><td>Cardiff</td><td>0.09</td><td>0.67</td><td>0.06</td><td>0.46</td></tr> <tr><td>Coventry/Bedworth</td><td>0.45</td><td>0.40</td><td>0.30</td><td>0.20</td></tr> <tr><td>Edinburgh</td><td>22.28</td><td>0.00</td><td>20.23</td><td>0.21</td></tr> <tr><td>Glasgow</td><td>25.43</td><td>0.06</td><td>9.15</td><td>0.31</td></tr> <tr><td>Kingston upon Hull</td><td>0.33</td><td>0.26</td><td>0.23</td><td>0.23</td></tr> <tr><td>Leicester</td><td>0.48</td><td>0.35</td><td>0.39</td><td>0.33</td></tr> <tr><td>Liverpool</td><td>0.29</td><td>0.51</td><td>0.25</td><td>0.45</td></tr> <tr><td>London</td><td>0.20</td><td>0.25</td><td>0.17</td><td>0.22</td></tr> <tr><td>Manchester</td><td>0.48</td><td>0.42</td><td>0.38</td><td>0.35</td></tr> <tr><td>Nottingham</td><td>0.11</td><td>0.27</td><td>0.08</td><td>0.18</td></tr> </tbody> </table> | | | | Airports (values in %) | L_{den} | | L_{night} | | First round | Second round | First round | Second round | Belfast | 0 | 0 | 0 | 0 | Birkenhead | 0 | 0 | 0 | 0 | Blackpool | 0.3 | 0.2 | 0 | 0 | Bournemouth | 0.7 | 0.3 | 0 | 0 | Brighton/Worthing/Littlehampton | 0.3 | 0.3 | 0 | 0 | Bristol | 0 | 0 | 0 | 0 | Cardiff | N/D | N/D | N/D | N/D | Coventry/Bedworth | 1.15 | 0 | 0.7 | 0 | Edinburgh | 0 | 0 | 0 | 0 | Glasgow | 0 | 0 | 0 | 0 | Kingston upon Hull | 0 | 0 | 0 | 0 | Leicester | 0 | 0 | 0 | 0 | Liverpool | 0.3 | 0.5 | 0.2 | 0.2 | London | 7.6 | 7.3 | 2.2 | 2.1 | Manchester | 3.7 | 2.6 | 1.8 | 1.1 | Nottingham | 0 | 0 | 0 | 0 | Portsmouth | 0 | 0 | 0 | 0 | Preston | 0 | 0 | 0 | 0 | Reading/Wokingham | 0 | 0 | 0 | 0 | Sheffield | 0 | 0 | 0 | 0 | Southampton | 3.9 | 1.8 | 1.0 | 0.0 | Southend | 1.8 | 0.3 | 0.2 | 0.0 | Swansea/Neath/Port Talbot | N/D | N/D | N/D | N/D | Teesside | 0 | 0 | 0 | 0 | The Potteries | 0 | 0 | 0 | 0 | Tyneside | 0 | 0 | 0 | 0 | West Midlands | 2.1 | 1.8 | 0.9 | 0.8 | West Yorkshire | 0.6 | 0.7 | 0.1 | 0.2 | Industry (values in %) | L_{den} | | L_{night} | | First round | Second round | First round | Second round | Belfast | 0.14 | 0.09 | 0.07 | 0.07 | Birkenhead | 0.50 | 0.34 | 0.38 | 0.31 | Blackpool | 0.11 | 0.27 | 0.11 | 0.23 | Bournemouth | 0.10 | 0.12 | 0.05 | 0.12 | Brighton/Worthing/Littlehampton | 0.26 | 0.12 | 0.20 | 0.10 | Bristol | 0.11 | 0.07 | 0.07 | 0.07 | Cardiff | 0.09 | 0.67 | 0.06 | 0.46 | Coventry/Bedworth | 0.45 | 0.40 | 0.30 | 0.20 | Edinburgh | 22.28 | 0.00 | 20.23 | 0.21 | Glasgow | 25.43 | 0.06 | 9.15 | 0.31 | Kingston upon Hull | 0.33 | 0.26 | 0.23 | 0.23 | Leicester | 0.48 | 0.35 | 0.39 | 0.33 | Liverpool | 0.29 | 0.51 | 0.25 | 0.45 | London | 0.20 | 0.25 | 0.17 | 0.22 | Manchester | 0.48 | 0.42 | 0.38 | 0.35 | Nottingham | 0.11 | 0.27 | 0.08 | 0.18 |
| Airports (values in %) | L_{den} | | L_{night} | | | | | | | | | | | | | | | | | | | | | | | | | | | | | | | | | | | | | | | | | | | | | | | | | | | | | | | | | | | | | | | | | | | | | | | | | | | | | | | | | | | | | | | | | | | | | | | | | | | | | | | | | | | | | | | | | | | | | | | | | | | | | | | | | | | | | | | | | | | | | | | | | | | | | | | | | | | | | | | | | | | | | | | | | | | | | | | | | | | | | | | | | | | | | | | | | | | | | | | | | | | | | | | | | | | | | | | | | | | | | | | | | | | | | | | | | | | | | | | | |
| | First round | Second round | First round | Second round | | | | | | | | | | | | | | | | | | | | | | | | | | | | | | | | | | | | | | | | | | | | | | | | | | | | | | | | | | | | | | | | | | | | | | | | | | | | | | | | | | | | | | | | | | | | | | | | | | | | | | | | | | | | | | | | | | | | | | | | | | | | | | | | | | | | | | | | | | | | | | | | | | | | | | | | | | | | | | | | | | | | | | | | | | | | | | | | | | | | | | | | | | | | | | | | | | | | | | | | | | | | | | | | | | | | | | | | | | | | | | | | | | | | | | | | | | | | | | | |
| Belfast | 0 | 0 | 0 | 0 | | | | | | | | | | | | | | | | | | | | | | | | | | | | | | | | | | | | | | | | | | | | | | | | | | | | | | | | | | | | | | | | | | | | | | | | | | | | | | | | | | | | | | | | | | | | | | | | | | | | | | | | | | | | | | | | | | | | | | | | | | | | | | | | | | | | | | | | | | | | | | | | | | | | | | | | | | | | | | | | | | | | | | | | | | | | | | | | | | | | | | | | | | | | | | | | | | | | | | | | | | | | | | | | | | | | | | | | | | | | | | | | | | | | | | | | | | | | | | | |
| Birkenhead | 0 | 0 | 0 | 0 | | | | | | | | | | | | | | | | | | | | | | | | | | | | | | | | | | | | | | | | | | | | | | | | | | | | | | | | | | | | | | | | | | | | | | | | | | | | | | | | | | | | | | | | | | | | | | | | | | | | | | | | | | | | | | | | | | | | | | | | | | | | | | | | | | | | | | | | | | | | | | | | | | | | | | | | | | | | | | | | | | | | | | | | | | | | | | | | | | | | | | | | | | | | | | | | | | | | | | | | | | | | | | | | | | | | | | | | | | | | | | | | | | | | | | | | | | | | | | | |
| Blackpool | 0.3 | 0.2 | 0 | 0 | | | | | | | | | | | | | | | | | | | | | | | | | | | | | | | | | | | | | | | | | | | | | | | | | | | | | | | | | | | | | | | | | | | | | | | | | | | | | | | | | | | | | | | | | | | | | | | | | | | | | | | | | | | | | | | | | | | | | | | | | | | | | | | | | | | | | | | | | | | | | | | | | | | | | | | | | | | | | | | | | | | | | | | | | | | | | | | | | | | | | | | | | | | | | | | | | | | | | | | | | | | | | | | | | | | | | | | | | | | | | | | | | | | | | | | | | | | | | | | |
| Bournemouth | 0.7 | 0.3 | 0 | 0 | | | | | | | | | | | | | | | | | | | | | | | | | | | | | | | | | | | | | | | | | | | | | | | | | | | | | | | | | | | | | | | | | | | | | | | | | | | | | | | | | | | | | | | | | | | | | | | | | | | | | | | | | | | | | | | | | | | | | | | | | | | | | | | | | | | | | | | | | | | | | | | | | | | | | | | | | | | | | | | | | | | | | | | | | | | | | | | | | | | | | | | | | | | | | | | | | | | | | | | | | | | | | | | | | | | | | | | | | | | | | | | | | | | | | | | | | | | | | | | |
| Brighton/Worthing/Littlehampton | 0.3 | 0.3 | 0 | 0 | | | | | | | | | | | | | | | | | | | | | | | | | | | | | | | | | | | | | | | | | | | | | | | | | | | | | | | | | | | | | | | | | | | | | | | | | | | | | | | | | | | | | | | | | | | | | | | | | | | | | | | | | | | | | | | | | | | | | | | | | | | | | | | | | | | | | | | | | | | | | | | | | | | | | | | | | | | | | | | | | | | | | | | | | | | | | | | | | | | | | | | | | | | | | | | | | | | | | | | | | | | | | | | | | | | | | | | | | | | | | | | | | | | | | | | | | | | | | | | |
| Bristol | 0 | 0 | 0 | 0 | | | | | | | | | | | | | | | | | | | | | | | | | | | | | | | | | | | | | | | | | | | | | | | | | | | | | | | | | | | | | | | | | | | | | | | | | | | | | | | | | | | | | | | | | | | | | | | | | | | | | | | | | | | | | | | | | | | | | | | | | | | | | | | | | | | | | | | | | | | | | | | | | | | | | | | | | | | | | | | | | | | | | | | | | | | | | | | | | | | | | | | | | | | | | | | | | | | | | | | | | | | | | | | | | | | | | | | | | | | | | | | | | | | | | | | | | | | | | | | |
| Cardiff | N/D | N/D | N/D | N/D | | | | | | | | | | | | | | | | | | | | | | | | | | | | | | | | | | | | | | | | | | | | | | | | | | | | | | | | | | | | | | | | | | | | | | | | | | | | | | | | | | | | | | | | | | | | | | | | | | | | | | | | | | | | | | | | | | | | | | | | | | | | | | | | | | | | | | | | | | | | | | | | | | | | | | | | | | | | | | | | | | | | | | | | | | | | | | | | | | | | | | | | | | | | | | | | | | | | | | | | | | | | | | | | | | | | | | | | | | | | | | | | | | | | | | | | | | | | | | | |
| Coventry/Bedworth | 1.15 | 0 | 0.7 | 0 | | | | | | | | | | | | | | | | | | | | | | | | | | | | | | | | | | | | | | | | | | | | | | | | | | | | | | | | | | | | | | | | | | | | | | | | | | | | | | | | | | | | | | | | | | | | | | | | | | | | | | | | | | | | | | | | | | | | | | | | | | | | | | | | | | | | | | | | | | | | | | | | | | | | | | | | | | | | | | | | | | | | | | | | | | | | | | | | | | | | | | | | | | | | | | | | | | | | | | | | | | | | | | | | | | | | | | | | | | | | | | | | | | | | | | | | | | | | | | | |
| Edinburgh | 0 | 0 | 0 | 0 | | | | | | | | | | | | | | | | | | | | | | | | | | | | | | | | | | | | | | | | | | | | | | | | | | | | | | | | | | | | | | | | | | | | | | | | | | | | | | | | | | | | | | | | | | | | | | | | | | | | | | | | | | | | | | | | | | | | | | | | | | | | | | | | | | | | | | | | | | | | | | | | | | | | | | | | | | | | | | | | | | | | | | | | | | | | | | | | | | | | | | | | | | | | | | | | | | | | | | | | | | | | | | | | | | | | | | | | | | | | | | | | | | | | | | | | | | | | | | | |
| Glasgow | 0 | 0 | 0 | 0 | | | | | | | | | | | | | | | | | | | | | | | | | | | | | | | | | | | | | | | | | | | | | | | | | | | | | | | | | | | | | | | | | | | | | | | | | | | | | | | | | | | | | | | | | | | | | | | | | | | | | | | | | | | | | | | | | | | | | | | | | | | | | | | | | | | | | | | | | | | | | | | | | | | | | | | | | | | | | | | | | | | | | | | | | | | | | | | | | | | | | | | | | | | | | | | | | | | | | | | | | | | | | | | | | | | | | | | | | | | | | | | | | | | | | | | | | | | | | | | |
| Kingston upon Hull | 0 | 0 | 0 | 0 | | | | | | | | | | | | | | | | | | | | | | | | | | | | | | | | | | | | | | | | | | | | | | | | | | | | | | | | | | | | | | | | | | | | | | | | | | | | | | | | | | | | | | | | | | | | | | | | | | | | | | | | | | | | | | | | | | | | | | | | | | | | | | | | | | | | | | | | | | | | | | | | | | | | | | | | | | | | | | | | | | | | | | | | | | | | | | | | | | | | | | | | | | | | | | | | | | | | | | | | | | | | | | | | | | | | | | | | | | | | | | | | | | | | | | | | | | | | | | | |
| Leicester | 0 | 0 | 0 | 0 | | | | | | | | | | | | | | | | | | | | | | | | | | | | | | | | | | | | | | | | | | | | | | | | | | | | | | | | | | | | | | | | | | | | | | | | | | | | | | | | | | | | | | | | | | | | | | | | | | | | | | | | | | | | | | | | | | | | | | | | | | | | | | | | | | | | | | | | | | | | | | | | | | | | | | | | | | | | | | | | | | | | | | | | | | | | | | | | | | | | | | | | | | | | | | | | | | | | | | | | | | | | | | | | | | | | | | | | | | | | | | | | | | | | | | | | | | | | | | | |
| Liverpool | 0.3 | 0.5 | 0.2 | 0.2 | | | | | | | | | | | | | | | | | | | | | | | | | | | | | | | | | | | | | | | | | | | | | | | | | | | | | | | | | | | | | | | | | | | | | | | | | | | | | | | | | | | | | | | | | | | | | | | | | | | | | | | | | | | | | | | | | | | | | | | | | | | | | | | | | | | | | | | | | | | | | | | | | | | | | | | | | | | | | | | | | | | | | | | | | | | | | | | | | | | | | | | | | | | | | | | | | | | | | | | | | | | | | | | | | | | | | | | | | | | | | | | | | | | | | | | | | | | | | | | |
| London | 7.6 | 7.3 | 2.2 | 2.1 | | | | | | | | | | | | | | | | | | | | | | | | | | | | | | | | | | | | | | | | | | | | | | | | | | | | | | | | | | | | | | | | | | | | | | | | | | | | | | | | | | | | | | | | | | | | | | | | | | | | | | | | | | | | | | | | | | | | | | | | | | | | | | | | | | | | | | | | | | | | | | | | | | | | | | | | | | | | | | | | | | | | | | | | | | | | | | | | | | | | | | | | | | | | | | | | | | | | | | | | | | | | | | | | | | | | | | | | | | | | | | | | | | | | | | | | | | | | | | | |
| Manchester | 3.7 | 2.6 | 1.8 | 1.1 | | | | | | | | | | | | | | | | | | | | | | | | | | | | | | | | | | | | | | | | | | | | | | | | | | | | | | | | | | | | | | | | | | | | | | | | | | | | | | | | | | | | | | | | | | | | | | | | | | | | | | | | | | | | | | | | | | | | | | | | | | | | | | | | | | | | | | | | | | | | | | | | | | | | | | | | | | | | | | | | | | | | | | | | | | | | | | | | | | | | | | | | | | | | | | | | | | | | | | | | | | | | | | | | | | | | | | | | | | | | | | | | | | | | | | | | | | | | | | | |
| Nottingham | 0 | 0 | 0 | 0 | | | | | | | | | | | | | | | | | | | | | | | | | | | | | | | | | | | | | | | | | | | | | | | | | | | | | | | | | | | | | | | | | | | | | | | | | | | | | | | | | | | | | | | | | | | | | | | | | | | | | | | | | | | | | | | | | | | | | | | | | | | | | | | | | | | | | | | | | | | | | | | | | | | | | | | | | | | | | | | | | | | | | | | | | | | | | | | | | | | | | | | | | | | | | | | | | | | | | | | | | | | | | | | | | | | | | | | | | | | | | | | | | | | | | | | | | | | | | | | |
| Portsmouth | 0 | 0 | 0 | 0 | | | | | | | | | | | | | | | | | | | | | | | | | | | | | | | | | | | | | | | | | | | | | | | | | | | | | | | | | | | | | | | | | | | | | | | | | | | | | | | | | | | | | | | | | | | | | | | | | | | | | | | | | | | | | | | | | | | | | | | | | | | | | | | | | | | | | | | | | | | | | | | | | | | | | | | | | | | | | | | | | | | | | | | | | | | | | | | | | | | | | | | | | | | | | | | | | | | | | | | | | | | | | | | | | | | | | | | | | | | | | | | | | | | | | | | | | | | | | | | |
| Preston | 0 | 0 | 0 | 0 | | | | | | | | | | | | | | | | | | | | | | | | | | | | | | | | | | | | | | | | | | | | | | | | | | | | | | | | | | | | | | | | | | | | | | | | | | | | | | | | | | | | | | | | | | | | | | | | | | | | | | | | | | | | | | | | | | | | | | | | | | | | | | | | | | | | | | | | | | | | | | | | | | | | | | | | | | | | | | | | | | | | | | | | | | | | | | | | | | | | | | | | | | | | | | | | | | | | | | | | | | | | | | | | | | | | | | | | | | | | | | | | | | | | | | | | | | | | | | | |
| Reading/Wokingham | 0 | 0 | 0 | 0 | | | | | | | | | | | | | | | | | | | | | | | | | | | | | | | | | | | | | | | | | | | | | | | | | | | | | | | | | | | | | | | | | | | | | | | | | | | | | | | | | | | | | | | | | | | | | | | | | | | | | | | | | | | | | | | | | | | | | | | | | | | | | | | | | | | | | | | | | | | | | | | | | | | | | | | | | | | | | | | | | | | | | | | | | | | | | | | | | | | | | | | | | | | | | | | | | | | | | | | | | | | | | | | | | | | | | | | | | | | | | | | | | | | | | | | | | | | | | | | |
| Sheffield | 0 | 0 | 0 | 0 | | | | | | | | | | | | | | | | | | | | | | | | | | | | | | | | | | | | | | | | | | | | | | | | | | | | | | | | | | | | | | | | | | | | | | | | | | | | | | | | | | | | | | | | | | | | | | | | | | | | | | | | | | | | | | | | | | | | | | | | | | | | | | | | | | | | | | | | | | | | | | | | | | | | | | | | | | | | | | | | | | | | | | | | | | | | | | | | | | | | | | | | | | | | | | | | | | | | | | | | | | | | | | | | | | | | | | | | | | | | | | | | | | | | | | | | | | | | | | | |
| Southampton | 3.9 | 1.8 | 1.0 | 0.0 | | | | | | | | | | | | | | | | | | | | | | | | | | | | | | | | | | | | | | | | | | | | | | | | | | | | | | | | | | | | | | | | | | | | | | | | | | | | | | | | | | | | | | | | | | | | | | | | | | | | | | | | | | | | | | | | | | | | | | | | | | | | | | | | | | | | | | | | | | | | | | | | | | | | | | | | | | | | | | | | | | | | | | | | | | | | | | | | | | | | | | | | | | | | | | | | | | | | | | | | | | | | | | | | | | | | | | | | | | | | | | | | | | | | | | | | | | | | | | | |
| Southend | 1.8 | 0.3 | 0.2 | 0.0 | | | | | | | | | | | | | | | | | | | | | | | | | | | | | | | | | | | | | | | | | | | | | | | | | | | | | | | | | | | | | | | | | | | | | | | | | | | | | | | | | | | | | | | | | | | | | | | | | | | | | | | | | | | | | | | | | | | | | | | | | | | | | | | | | | | | | | | | | | | | | | | | | | | | | | | | | | | | | | | | | | | | | | | | | | | | | | | | | | | | | | | | | | | | | | | | | | | | | | | | | | | | | | | | | | | | | | | | | | | | | | | | | | | | | | | | | | | | | | | |
| Swansea/Neath/Port Talbot | N/D | N/D | N/D | N/D | | | | | | | | | | | | | | | | | | | | | | | | | | | | | | | | | | | | | | | | | | | | | | | | | | | | | | | | | | | | | | | | | | | | | | | | | | | | | | | | | | | | | | | | | | | | | | | | | | | | | | | | | | | | | | | | | | | | | | | | | | | | | | | | | | | | | | | | | | | | | | | | | | | | | | | | | | | | | | | | | | | | | | | | | | | | | | | | | | | | | | | | | | | | | | | | | | | | | | | | | | | | | | | | | | | | | | | | | | | | | | | | | | | | | | | | | | | | | | | |
| Teesside | 0 | 0 | 0 | 0 | | | | | | | | | | | | | | | | | | | | | | | | | | | | | | | | | | | | | | | | | | | | | | | | | | | | | | | | | | | | | | | | | | | | | | | | | | | | | | | | | | | | | | | | | | | | | | | | | | | | | | | | | | | | | | | | | | | | | | | | | | | | | | | | | | | | | | | | | | | | | | | | | | | | | | | | | | | | | | | | | | | | | | | | | | | | | | | | | | | | | | | | | | | | | | | | | | | | | | | | | | | | | | | | | | | | | | | | | | | | | | | | | | | | | | | | | | | | | | | |
| The Potteries | 0 | 0 | 0 | 0 | | | | | | | | | | | | | | | | | | | | | | | | | | | | | | | | | | | | | | | | | | | | | | | | | | | | | | | | | | | | | | | | | | | | | | | | | | | | | | | | | | | | | | | | | | | | | | | | | | | | | | | | | | | | | | | | | | | | | | | | | | | | | | | | | | | | | | | | | | | | | | | | | | | | | | | | | | | | | | | | | | | | | | | | | | | | | | | | | | | | | | | | | | | | | | | | | | | | | | | | | | | | | | | | | | | | | | | | | | | | | | | | | | | | | | | | | | | | | | | |
| Tyneside | 0 | 0 | 0 | 0 | | | | | | | | | | | | | | | | | | | | | | | | | | | | | | | | | | | | | | | | | | | | | | | | | | | | | | | | | | | | | | | | | | | | | | | | | | | | | | | | | | | | | | | | | | | | | | | | | | | | | | | | | | | | | | | | | | | | | | | | | | | | | | | | | | | | | | | | | | | | | | | | | | | | | | | | | | | | | | | | | | | | | | | | | | | | | | | | | | | | | | | | | | | | | | | | | | | | | | | | | | | | | | | | | | | | | | | | | | | | | | | | | | | | | | | | | | | | | | | |
| West Midlands | 2.1 | 1.8 | 0.9 | 0.8 | | | | | | | | | | | | | | | | | | | | | | | | | | | | | | | | | | | | | | | | | | | | | | | | | | | | | | | | | | | | | | | | | | | | | | | | | | | | | | | | | | | | | | | | | | | | | | | | | | | | | | | | | | | | | | | | | | | | | | | | | | | | | | | | | | | | | | | | | | | | | | | | | | | | | | | | | | | | | | | | | | | | | | | | | | | | | | | | | | | | | | | | | | | | | | | | | | | | | | | | | | | | | | | | | | | | | | | | | | | | | | | | | | | | | | | | | | | | | | | |
| West Yorkshire | 0.6 | 0.7 | 0.1 | 0.2 | | | | | | | | | | | | | | | | | | | | | | | | | | | | | | | | | | | | | | | | | | | | | | | | | | | | | | | | | | | | | | | | | | | | | | | | | | | | | | | | | | | | | | | | | | | | | | | | | | | | | | | | | | | | | | | | | | | | | | | | | | | | | | | | | | | | | | | | | | | | | | | | | | | | | | | | | | | | | | | | | | | | | | | | | | | | | | | | | | | | | | | | | | | | | | | | | | | | | | | | | | | | | | | | | | | | | | | | | | | | | | | | | | | | | | | | | | | | | | | |
| Industry (values in %) | L_{den} | | L_{night} | | | | | | | | | | | | | | | | | | | | | | | | | | | | | | | | | | | | | | | | | | | | | | | | | | | | | | | | | | | | | | | | | | | | | | | | | | | | | | | | | | | | | | | | | | | | | | | | | | | | | | | | | | | | | | | | | | | | | | | | | | | | | | | | | | | | | | | | | | | | | | | | | | | | | | | | | | | | | | | | | | | | | | | | | | | | | | | | | | | | | | | | | | | | | | | | | | | | | | | | | | | | | | | | | | | | | | | | | | | | | | | | | | | | | | | | | | | | | | | | |
| | First round | Second round | First round | Second round | | | | | | | | | | | | | | | | | | | | | | | | | | | | | | | | | | | | | | | | | | | | | | | | | | | | | | | | | | | | | | | | | | | | | | | | | | | | | | | | | | | | | | | | | | | | | | | | | | | | | | | | | | | | | | | | | | | | | | | | | | | | | | | | | | | | | | | | | | | | | | | | | | | | | | | | | | | | | | | | | | | | | | | | | | | | | | | | | | | | | | | | | | | | | | | | | | | | | | | | | | | | | | | | | | | | | | | | | | | | | | | | | | | | | | | | | | | | | | | |
| Belfast | 0.14 | 0.09 | 0.07 | 0.07 | | | | | | | | | | | | | | | | | | | | | | | | | | | | | | | | | | | | | | | | | | | | | | | | | | | | | | | | | | | | | | | | | | | | | | | | | | | | | | | | | | | | | | | | | | | | | | | | | | | | | | | | | | | | | | | | | | | | | | | | | | | | | | | | | | | | | | | | | | | | | | | | | | | | | | | | | | | | | | | | | | | | | | | | | | | | | | | | | | | | | | | | | | | | | | | | | | | | | | | | | | | | | | | | | | | | | | | | | | | | | | | | | | | | | | | | | | | | | | | |
| Birkenhead | 0.50 | 0.34 | 0.38 | 0.31 | | | | | | | | | | | | | | | | | | | | | | | | | | | | | | | | | | | | | | | | | | | | | | | | | | | | | | | | | | | | | | | | | | | | | | | | | | | | | | | | | | | | | | | | | | | | | | | | | | | | | | | | | | | | | | | | | | | | | | | | | | | | | | | | | | | | | | | | | | | | | | | | | | | | | | | | | | | | | | | | | | | | | | | | | | | | | | | | | | | | | | | | | | | | | | | | | | | | | | | | | | | | | | | | | | | | | | | | | | | | | | | | | | | | | | | | | | | | | | | |
| Blackpool | 0.11 | 0.27 | 0.11 | 0.23 | | | | | | | | | | | | | | | | | | | | | | | | | | | | | | | | | | | | | | | | | | | | | | | | | | | | | | | | | | | | | | | | | | | | | | | | | | | | | | | | | | | | | | | | | | | | | | | | | | | | | | | | | | | | | | | | | | | | | | | | | | | | | | | | | | | | | | | | | | | | | | | | | | | | | | | | | | | | | | | | | | | | | | | | | | | | | | | | | | | | | | | | | | | | | | | | | | | | | | | | | | | | | | | | | | | | | | | | | | | | | | | | | | | | | | | | | | | | | | | |
| Bournemouth | 0.10 | 0.12 | 0.05 | 0.12 | | | | | | | | | | | | | | | | | | | | | | | | | | | | | | | | | | | | | | | | | | | | | | | | | | | | | | | | | | | | | | | | | | | | | | | | | | | | | | | | | | | | | | | | | | | | | | | | | | | | | | | | | | | | | | | | | | | | | | | | | | | | | | | | | | | | | | | | | | | | | | | | | | | | | | | | | | | | | | | | | | | | | | | | | | | | | | | | | | | | | | | | | | | | | | | | | | | | | | | | | | | | | | | | | | | | | | | | | | | | | | | | | | | | | | | | | | | | | | | |
| Brighton/Worthing/Littlehampton | 0.26 | 0.12 | 0.20 | 0.10 | | | | | | | | | | | | | | | | | | | | | | | | | | | | | | | | | | | | | | | | | | | | | | | | | | | | | | | | | | | | | | | | | | | | | | | | | | | | | | | | | | | | | | | | | | | | | | | | | | | | | | | | | | | | | | | | | | | | | | | | | | | | | | | | | | | | | | | | | | | | | | | | | | | | | | | | | | | | | | | | | | | | | | | | | | | | | | | | | | | | | | | | | | | | | | | | | | | | | | | | | | | | | | | | | | | | | | | | | | | | | | | | | | | | | | | | | | | | | | | |
| Bristol | 0.11 | 0.07 | 0.07 | 0.07 | | | | | | | | | | | | | | | | | | | | | | | | | | | | | | | | | | | | | | | | | | | | | | | | | | | | | | | | | | | | | | | | | | | | | | | | | | | | | | | | | | | | | | | | | | | | | | | | | | | | | | | | | | | | | | | | | | | | | | | | | | | | | | | | | | | | | | | | | | | | | | | | | | | | | | | | | | | | | | | | | | | | | | | | | | | | | | | | | | | | | | | | | | | | | | | | | | | | | | | | | | | | | | | | | | | | | | | | | | | | | | | | | | | | | | | | | | | | | | | |
| Cardiff | 0.09 | 0.67 | 0.06 | 0.46 | | | | | | | | | | | | | | | | | | | | | | | | | | | | | | | | | | | | | | | | | | | | | | | | | | | | | | | | | | | | | | | | | | | | | | | | | | | | | | | | | | | | | | | | | | | | | | | | | | | | | | | | | | | | | | | | | | | | | | | | | | | | | | | | | | | | | | | | | | | | | | | | | | | | | | | | | | | | | | | | | | | | | | | | | | | | | | | | | | | | | | | | | | | | | | | | | | | | | | | | | | | | | | | | | | | | | | | | | | | | | | | | | | | | | | | | | | | | | | | |
| Coventry/Bedworth | 0.45 | 0.40 | 0.30 | 0.20 | | | | | | | | | | | | | | | | | | | | | | | | | | | | | | | | | | | | | | | | | | | | | | | | | | | | | | | | | | | | | | | | | | | | | | | | | | | | | | | | | | | | | | | | | | | | | | | | | | | | | | | | | | | | | | | | | | | | | | | | | | | | | | | | | | | | | | | | | | | | | | | | | | | | | | | | | | | | | | | | | | | | | | | | | | | | | | | | | | | | | | | | | | | | | | | | | | | | | | | | | | | | | | | | | | | | | | | | | | | | | | | | | | | | | | | | | | | | | | | |
| Edinburgh | 22.28 | 0.00 | 20.23 | 0.21 | | | | | | | | | | | | | | | | | | | | | | | | | | | | | | | | | | | | | | | | | | | | | | | | | | | | | | | | | | | | | | | | | | | | | | | | | | | | | | | | | | | | | | | | | | | | | | | | | | | | | | | | | | | | | | | | | | | | | | | | | | | | | | | | | | | | | | | | | | | | | | | | | | | | | | | | | | | | | | | | | | | | | | | | | | | | | | | | | | | | | | | | | | | | | | | | | | | | | | | | | | | | | | | | | | | | | | | | | | | | | | | | | | | | | | | | | | | | | | | |
| Glasgow | 25.43 | 0.06 | 9.15 | 0.31 | | | | | | | | | | | | | | | | | | | | | | | | | | | | | | | | | | | | | | | | | | | | | | | | | | | | | | | | | | | | | | | | | | | | | | | | | | | | | | | | | | | | | | | | | | | | | | | | | | | | | | | | | | | | | | | | | | | | | | | | | | | | | | | | | | | | | | | | | | | | | | | | | | | | | | | | | | | | | | | | | | | | | | | | | | | | | | | | | | | | | | | | | | | | | | | | | | | | | | | | | | | | | | | | | | | | | | | | | | | | | | | | | | | | | | | | | | | | | | | |
| Kingston upon Hull | 0.33 | 0.26 | 0.23 | 0.23 | | | | | | | | | | | | | | | | | | | | | | | | | | | | | | | | | | | | | | | | | | | | | | | | | | | | | | | | | | | | | | | | | | | | | | | | | | | | | | | | | | | | | | | | | | | | | | | | | | | | | | | | | | | | | | | | | | | | | | | | | | | | | | | | | | | | | | | | | | | | | | | | | | | | | | | | | | | | | | | | | | | | | | | | | | | | | | | | | | | | | | | | | | | | | | | | | | | | | | | | | | | | | | | | | | | | | | | | | | | | | | | | | | | | | | | | | | | | | | | |
| Leicester | 0.48 | 0.35 | 0.39 | 0.33 | | | | | | | | | | | | | | | | | | | | | | | | | | | | | | | | | | | | | | | | | | | | | | | | | | | | | | | | | | | | | | | | | | | | | | | | | | | | | | | | | | | | | | | | | | | | | | | | | | | | | | | | | | | | | | | | | | | | | | | | | | | | | | | | | | | | | | | | | | | | | | | | | | | | | | | | | | | | | | | | | | | | | | | | | | | | | | | | | | | | | | | | | | | | | | | | | | | | | | | | | | | | | | | | | | | | | | | | | | | | | | | | | | | | | | | | | | | | | | | |
| Liverpool | 0.29 | 0.51 | 0.25 | 0.45 | | | | | | | | | | | | | | | | | | | | | | | | | | | | | | | | | | | | | | | | | | | | | | | | | | | | | | | | | | | | | | | | | | | | | | | | | | | | | | | | | | | | | | | | | | | | | | | | | | | | | | | | | | | | | | | | | | | | | | | | | | | | | | | | | | | | | | | | | | | | | | | | | | | | | | | | | | | | | | | | | | | | | | | | | | | | | | | | | | | | | | | | | | | | | | | | | | | | | | | | | | | | | | | | | | | | | | | | | | | | | | | | | | | | | | | | | | | | | | | |
| London | 0.20 | 0.25 | 0.17 | 0.22 | | | | | | | | | | | | | | | | | | | | | | | | | | | | | | | | | | | | | | | | | | | | | | | | | | | | | | | | | | | | | | | | | | | | | | | | | | | | | | | | | | | | | | | | | | | | | | | | | | | | | | | | | | | | | | | | | | | | | | | | | | | | | | | | | | | | | | | | | | | | | | | | | | | | | | | | | | | | | | | | | | | | | | | | | | | | | | | | | | | | | | | | | | | | | | | | | | | | | | | | | | | | | | | | | | | | | | | | | | | | | | | | | | | | | | | | | | | | | | | |
| Manchester | 0.48 | 0.42 | 0.38 | 0.35 | | | | | | | | | | | | | | | | | | | | | | | | | | | | | | | | | | | | | | | | | | | | | | | | | | | | | | | | | | | | | | | | | | | | | | | | | | | | | | | | | | | | | | | | | | | | | | | | | | | | | | | | | | | | | | | | | | | | | | | | | | | | | | | | | | | | | | | | | | | | | | | | | | | | | | | | | | | | | | | | | | | | | | | | | | | | | | | | | | | | | | | | | | | | | | | | | | | | | | | | | | | | | | | | | | | | | | | | | | | | | | | | | | | | | | | | | | | | | | | |
| Nottingham | 0.11 | 0.27 | 0.08 | 0.18 | | | | | | | | | | | | | | | | | | | | | | | | | | | | | | | | | | | | | | | | | | | | | | | | | | | | | | | | | | | | | | | | | | | | | | | | | | | | | | | | | | | | | | | | | | | | | | | | | | | | | | | | | | | | | | | | | | | | | | | | | | | | | | | | | | | | | | | | | | | | | | | | | | | | | | | | | | | | | | | | | | | | | | | | | | | | | | | | | | | | | | | | | | | | | | | | | | | | | | | | | | | | | | | | | | | | | | | | | | | | | | | | | | | | | | | | | | | | | | | |

| | |
|-----------------------------|---------|
| The Medway Towns Urban Area | 240000 |
| The Potteries | 367000 |
| Torbay | 111000 |
| Tyneside | 897000 |
| Warrington Urban Area | 162000 |
| West Midlands | 2432000 |
| West Yorkshire | 1589000 |
| Wigan Urban Area | 170000 |
| York | 152000 |

| | | | | |
|---------------------------|------|------|------|------|
| Portsmouth | 0.23 | 0.06 | 0.18 | 0.02 |
| Preston | 0.53 | 0.70 | 0.45 | 0.59 |
| Reading/Wokingham | 0.08 | 0.13 | 0.05 | 0.08 |
| Sheffield | 0.19 | 0.36 | 0.08 | 0.19 |
| Southampton | 0.36 | 0.12 | 0.30 | 0.06 |
| Southend | 0.15 | 0.21 | 0.15 | 0.17 |
| Swansea/Neath/Port Talbot | 1.52 | 1.74 | 1.07 | 1.04 |
| Teesside | 0.03 | 0.22 | 0.03 | 0.16 |
| The Potteries | 0.58 | 0.46 | 0.50 | 0.41 |
| Tyneside | 0.20 | 0.14 | 0.16 | 0.12 |
| West Midlands | 0.37 | 0.49 | 0.28 | 0.41 |
| West Yorkshire | 0.43 | 0.66 | 0.35 | 0.54 |

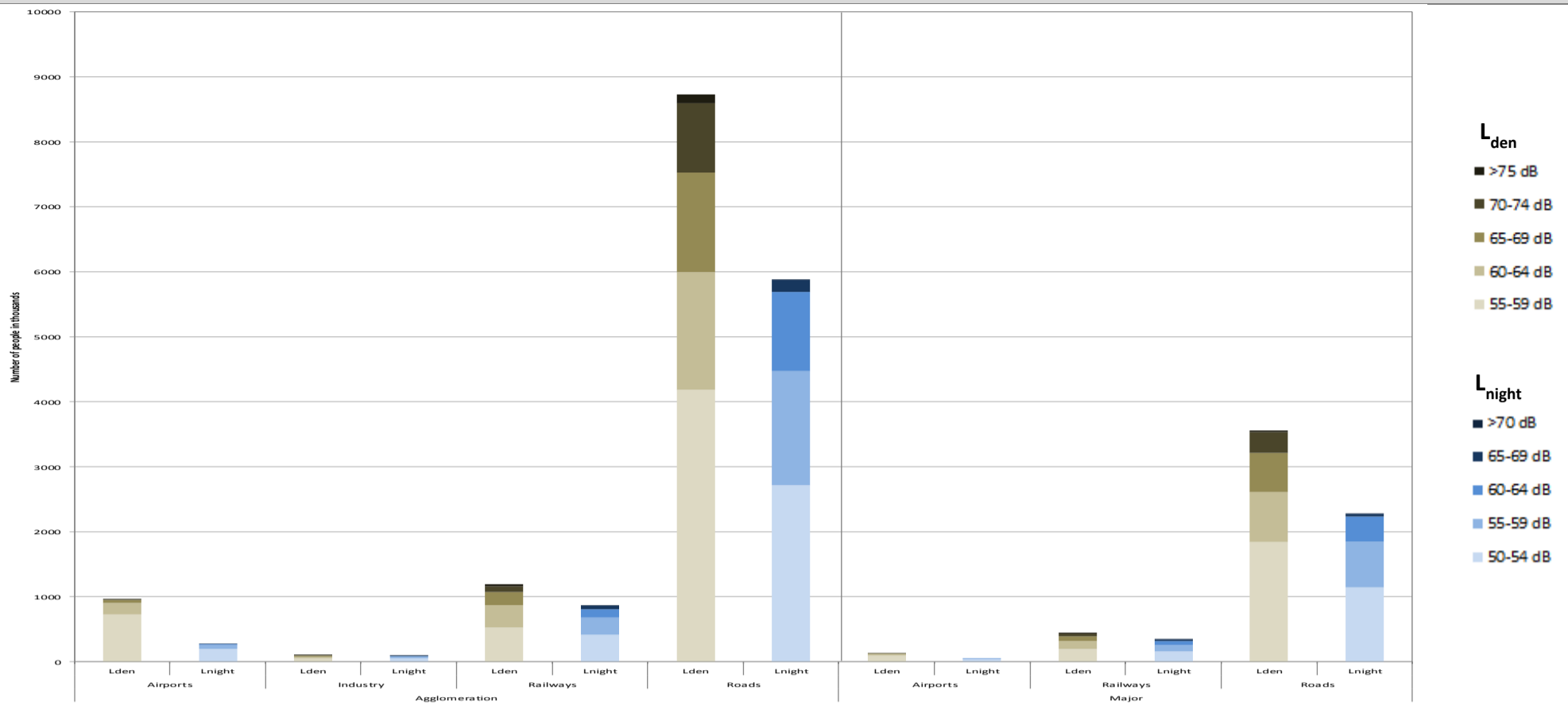
| Railways (values in %) | L _{den} | | L _{night} | |
|---------------------------------|------------------|--------------|--------------------|--------------|
| | First round | Second round | First round | Second round |
| Belfast | 1.0 | 0.9 | 0.5 | 0.4 |
| Birkenhead | 2.0 | 0.8 | 1.2 | 0.4 |
| Blackpool | 2.5 | 1.5 | 1.6 | 1.1 |
| Bournemouth | 1.6 | 1.5 | 0.9 | 1.1 |
| Brighton/Worthing/Littlehampton | 2.9 | 2.8 | 1.9 | 1.9 |
| Bristol | 0.8 | 1.5 | 0.4 | 1.1 |
| Cardiff | 6.5 | 6.7 | 4.1 | 5.0 |
| Coventry/Bedworth | 1.0 | 1.8 | 0.4 | 1.3 |
| Edinburgh | 9.8 | 8.8 | 7.9 | 6.7 |
| Glasgow | 9.9 | 3.8 | 7.2 | 2.8 |
| Kingston upon Hull | 0.7 | 0.3 | 0.4 | 0.1 |
| Leicester | 1.0 | 2.6 | 0.6 | 2.1 |
| Liverpool | 1.7 | 1.8 | 1.0 | 1.3 |
| London | 5.5 | 5.6 | 3.8 | 4.2 |
| Manchester | 2.2 | 2.1 | 1.3 | 1.5 |
| Nottingham | 1.6 | 1.9 | 0.9 | 1.4 |
| Portsmouth | 1.9 | 1.9 | 1.3 | 1.5 |
| Preston | 2.3 | 4.3 | 1.4 | 3.5 |
| Reading/Wokingham | 2.3 | 3.4 | 1.4 | 2.6 |
| Sheffield | 1.3 | 0.7 | 0.7 | 0.5 |
| Southampton | 2.6 | 2.8 | 1.6 | 2.1 |
| Southend | 2.9 | 3.4 | 1.9 | 2.7 |
| Swansea/Neath/Port Talbot | 2.3 | 3.3 | 1.1 | 2.6 |
| Teesside | 0.8 | 1.1 | 0.4 | 0.8 |
| The Potteries | 0.4 | 0.3 | 0.2 | 0.1 |
| Tyneside | 2.7 | 1.6 | 1.8 | 1.1 |
| West Midlands | 1.5 | 2.2 | 0.8 | 1.6 |
| West Yorkshire | 1.0 | 1.4 | 0.5 | 0.9 |

| Roads (values in %) | L _{den} | | L _{night} | |
|---------------------------------|------------------|--------------|--------------------|--------------|
| | First round | Second round | First round | Second round |
| Belfast | 27 | 28 | 19 | 20 |
| Birkenhead | 96 | 29 | 84 | 18 |
| Blackpool | 97 | 9 | 75 | 7 |
| Bournemouth | 92 | 12 | 66 | 8 |
| Brighton/Worthing/Littlehampton | 92 | 15 | 81 | 10 |
| Bristol | 95 | 25 | 78 | 16 |
| Cardiff | 37 | 41 | 26 | 29 |
| Coventry/Bedworth | 80 | 22 | 56 | 13 |
| Edinburgh | 49 | 46 | 38 | 36 |
| Glasgow | 43 | 21 | 30 | 15 |
| Kingston upon Hull | 80 | 6 | 54 | 4 |
| Leicester | 91 | 21 | 70 | 13 |
| Liverpool | 96 | 23 | 84 | 14 |
| London | 39 | 26 | 30 | 18 |
| Mancheer | 96 | 34 | 86 | 23 |
| Nottingham | 93 | 22 | 74 | 13 |
| Portsmouth | 97 | 28 | 85 | 18 |
| Preston | 97 | 38 | 85 | 22 |
| Reading/Wokingham | 87 | 31 | 71 | 20 |
| Sheffield | 87 | 21 | 65 | 14 |
| Southampton | 97 | 40 | 87 | 27 |
| Southend | 94 | 11 | 68 | 8 |
| Swansea/Neath/Port Talbot | 43 | 49 | 31 | 36 |
| Teesside | 95 | 10 | 73 | 5 |
| The Potteries | 90 | 18 | 56 | 11 |
| Tyneside | 81 | 19 | 42 | 11 |
| West Midlands | 81 | 28 | 57 | 19 |
| West Yorkshire | 77 | 24 | 41 | 16 |

N/D: Data not provided or unsuitable for deriving trends (e.g. data reported for only one round)

| | |
|--|--------------------------------|
| | Decrease in population exposed |
| | No change |
| | Increase in population exposed |

Number of people exposed to different noise bands per L_{den} and L_{night} (2012)



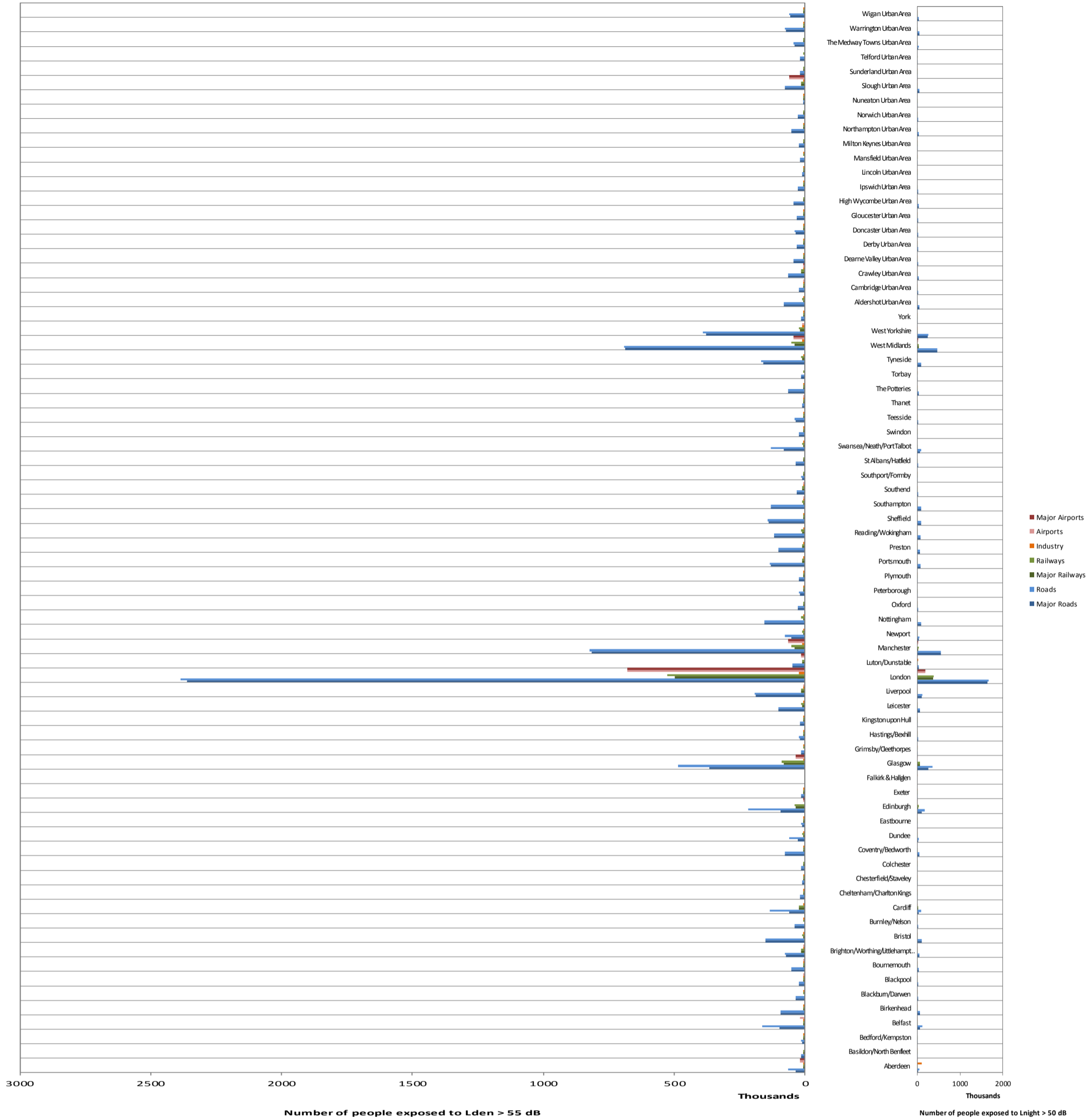
Data not provided for 6 major airports.

Data relating to END mandatory noise contour maps (2012)

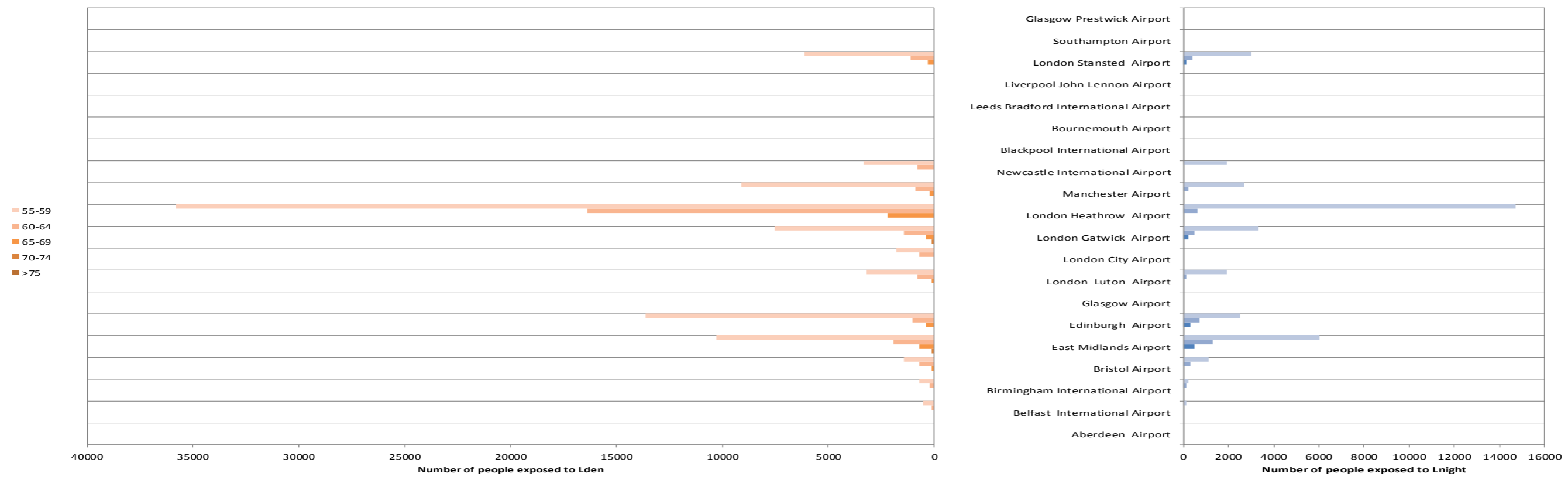
| | Major roads | Major railways | Major airports |
|--|-------------|----------------|----------------|
| Country area (km ²) | 14278.06 | 14278.06 | 14278.06 |
| Km of noise sources | 24262.00 | 5745.01 | N/A |
| Area of contour map in the 55-65 dB L _{den} band (in km ²) | 347.17 | 3.51 | 0.13 |
| Share of area of contour map in the 55-65 dB L _{den} band per km of noise source reported | 0.01 | 0.00 | N/D |
| Percentage of the country area occupied by contour maps in the 55-65 dB L _{den} band (in %) | 2.43 | 0.02 | 0.01 |
| Area of contour map with more than 65 dB L _{den} (in km ²) | 119.09 | 0.57 | 0.02 |
| Share of area of contour map with more than 65 dB L _{den} per km of noise source reported | 0.00 | 0.00 | N/D |
| Percentage of the country area occupied by contour maps with more than 65 dB L _{den} (in %) | 0.83 | 0.00 | 0.00 |

*N/A: Not applicable. N/D: No data in suitable format to perform the spatial analysis

Total number of people exposed to noise inside agglomerations (2012)



Total number of people exposed to noise from major airports outside agglomerations (2012)



For further information please consult the full Noise in Europe report at www.eea.europa.eu/themes/noise or visit the Noise Observation & Information Service for Europe at <http://noise.eionet.europa.eu/>.