


# Bathing water quality 2025

# Austria

Country profile – June 2026



© Ola Karlsson, Environment&Me 2025 / EEA



European Environment Agency



## Bathing water quality in the season 2025

# Austria

Under the provisions of the [Bathing Water Directive](#), about 22 thousand bathing waters are monitored in Europe each season. The monitoring data and other information regarding bathing water management are reported to the European Environment Agency by 29 reporting countries in Europe, to be assessed for the annual European report and more detailed national reports.

### 1. BWD reporting in the season 2025

Bathing waters in the season 2025		Bathing water quality in the season 2025	
<b>Total reported</b>	260	<b>Excellent</b>	251 (96.5%)
Coastal	0	<b>Good</b>	7 (2.7%)
Inland	260	<b>Sufficient</b>	1 (0.4%)
<b>First identified in 2025</b>	0	<b>Poor</b>	1 (0.4%)
<b>Delisted in 2025</b>	0	<b>Not classified</b>	0 (0%)
<b>Total reported samples</b>	1349		

The bathing waters are quality classified according to the two microbiological parameters (*Escherichia coli* and intestinal enterococci) defined in the Bathing Water Directive. 99.6%<sup>1</sup> of all reported bathing waters are in line with the minimum quality standards of the Directive, thus classified “sufficient” or better.

More information at the **national bathing water portal**:

<https://www.ages.at/themen/umwelt/wasser/badegewaesser/>

<sup>1</sup> The figure is a share of all *identified* bathing waters in the country, including those that are not quality classified due to lack of samples. In such case, the stated national share of “sufficient or better” cannot reach 100% even if all *classified* bathing waters are “sufficient or better”.

## 2. BWD monitoring

Each bathing water that is identified by the reporting country needs to have a monitoring calendar established before the bathing season. The monitoring calendar requirements can be summarised as follows: (1) a pre-season sample is to be taken shortly before the start of each bathing season; (2) no fewer than four (alternatively, three for specific cases) samples are to be taken and analysed per bathing season; and (3) an interval between sampling dates never exceeds one month.

From the reported data, the assessment also designates effective implementation of the monitoring calendar (Table 1).

**Table 1: Bathing waters in 2025 according to implementation of the monitoring calendar**

	Count	Share of total [%]
<b>Monitoring calendar implemented</b> All monitoring calendar conditions listed above are implemented at the bathing water.	260	100.0%
<b>Monitoring calendar not implemented</b> Not all monitoring calendar conditions listed above are implemented at the bathing water. It may be quality-classified if enough samples are available in the last assessment period.	0	0.0%

In addition to the monitoring calendar, management specifics of the last assessment period of four years are also assessed. The status primarily indicates whether the complete dataset of four seasons is available, but also points out the reasons as to why the bathing waters do not have the complete last assessment period dataset. The latter may indicate developing conditions at the site – most importantly, whether the bathing water has been newly identified within the period, or any changes have occurred that are likely to affect the classification of the bathing water.

**Table 2: Management specifics in the last assessment period of 2022–2025**

	Count	Share of total [%]
<b>Continuously monitored</b> A bathing water has been monitored in each bathing season of the last assessment period.	260	100.0%
<b>Newly identified</b> A bathing water was identified for the first time within the last assessment period. Such status is assigned for full four years after reported.	0	0.0%
<b>Quality changes</b> A bathing water was subject to changes described in BWD Art. 4.4 within the last assessment period. Such status is assigned for full four years after reported.	0	0.0%
<b>Monitoring gap</b> A bathing water was not monitored for at least one season in the last assessment period. No quality classification is made if not enough samples are reported for the most recent season.	0	0.0%

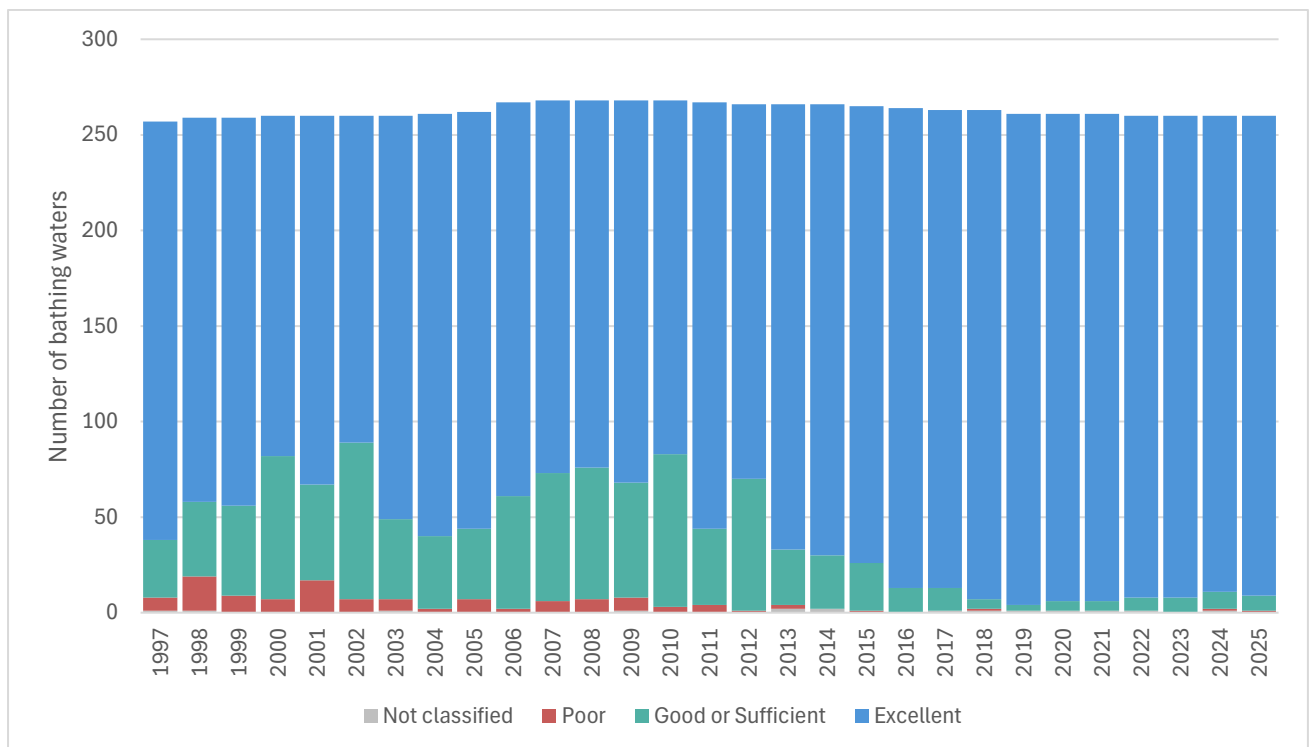
### 3. Bathing water quality

#### 3.1 Coastal bathing waters

There are no coastal bathing waters in Austria.

#### 3.2 Inland bathing waters

Inland bathing waters are situated at rivers and lakes, featuring fresh water and with respective parameter thresholds defined in Annex I of the Directive. The quality trend is shown in Figure 1. Number of bathing waters by quality class for the last assessment period 2022–2025 is given in Annex I.



**Figure 1: Trend of inland bathing water quality.** Notes: Each column represents an absolute number of bathing waters in the season. Quality classes “good” and “sufficient” are merged for comparability with the classification of the preceding Bathing Water Directive 76/160/EEC.

## Annex I Bathing water quality in 2022–2025

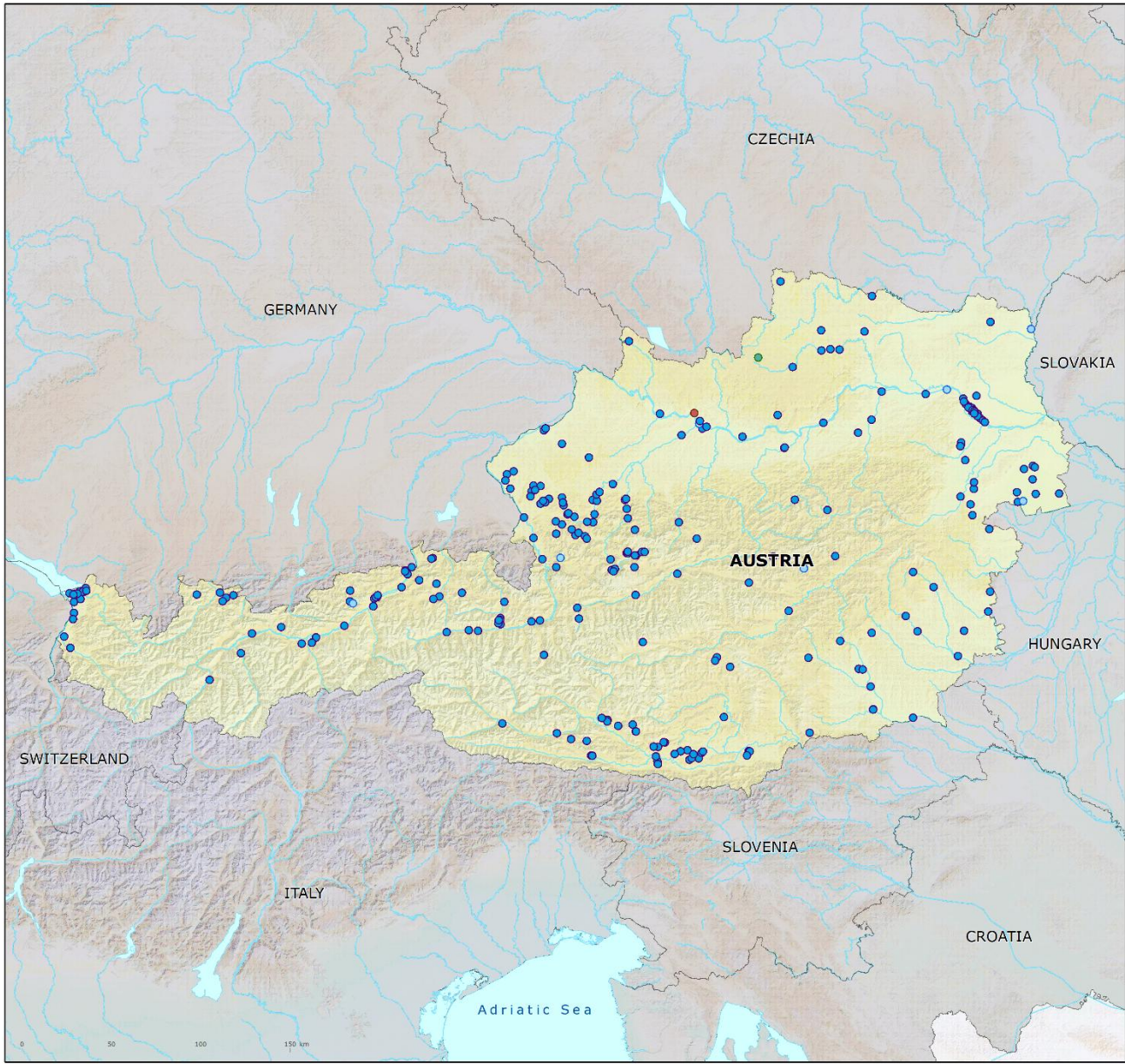
Table 3: Bathing water quality by water category and season

		Total number of bathing waters	Excellent		Good		Sufficient		Poor		Not classified	
			Count	%	Count	%	Count	%	Count	%	Count	%
Coastal	2022	0	0	/	0	/	0	/	0	/	0	/
	2023	0	0	/	0	/	0	/	0	/	0	/
	2024	0	0	/	0	/	0	/	0	/	0	/
	2025	0	0	/	0	/	0	/	0	/	0	/
Inland	2022	260	252	96.9%	6	2.3%	1	0.4%	0	0.0%	1	0.4%
	2023	260	252	96.9%	7	2.7%	1	0.4%	0	0.0%	0	0.0%
	2024	260	249	95.8%	7	2.7%	2	0.8%	1	0.4%	1	0.4%
	2025	260	251	96.5%	7	2.7%	1	0.4%	1	0.4%	0	0.0%

**Note:** Percentages may not total to 100 due to rounding.

## Annex II Bathing water quality map

**Map 1: Bathing waters reported during the 2025 bathing season in Austria**



**Bathing water quality**

- Excellent water quality
- Good water quality
- Sufficient water quality
- Poor water quality
- Not classified
- No data
- Outside data coverage (data available, not presented on the map)

**Source:** National boundaries: EEA; Large rivers and lakes: EEA, WFD Article 3; Bathing waters data and coordinates: Austrian authorities; Digital Elevation Model over Europe (EU-DEM): EEA.