



Consolidated annual activity report 2022

European Environment Agency
Kongens Nytorv 6
1050 Copenhagen K
Denmark

Tel.: +45 33 36 71 00
Web: eea.europa.eu
Enquiries: eea.europa.eu/enquiries

Legal notice

The contents of this publication do not necessarily reflect the official opinions of the European Commission or other institutions of the European Union. Neither the European Environment Agency nor any person or company acting on behalf of the Agency is responsible for the use that may be made of the information contained in this report.

Brexit notice

European Environment Agency products, websites and services may refer to research carried out prior to the UK's withdrawal from the EU. Research and data relating to the UK will generally be explained by using terminology such as: 'EU-27 and the UK' or 'EEA-32 and the UK'. Exceptions to this approach will be clarified in the context of their use.

Publication policy

To protect the environment, the European Environment Agency supports only digital publications. We do not print our publications.

Copyright notice

© European Environment Agency, 2023
Reproduction is authorised provided the source is acknowledged.

More information on the European Union is available on https://european-union.europa.eu/index_en.

Luxembourg: Publications Office of the European Union, 2023

ISBN 978-92-9480-553-9
ISSN 1977-8449
doi:10.2800/30406

Cover design: EEA
Cover photo: © Dose juice, Unsplash
Layout: Formato Verde

Contents

Management Board's analysis and assessment	5
Executive summary	7
1 Achievements of the year	12
1.1 Biodiversity and ecosystems	14
1.2 Climate change mitigation and adaptation	16
1.3 Human health and the environment	19
1.4 Circular economy and resource use	21
1.5 Sustainability trends, prospects and responses	23
1.6 Horizontal activities	25
2 Management	31
2.1 Management Board and Scientific Committee	31
2.2 Major developments	31
2.3 Budgetary and financial management	32
2.4 Delegation and sub-delegation	38
2.5 Human resource management	39
2.6 Strategy for efficiency gains	39
2.7 Assessment of audit and ex-post evaluation results during the reporting year	40
2.8 Follow-up of recommendations and action plans for audits and evaluations	41
2.9 Follow-up of observations from the discharge authority	41
2.10 Environmental management	42
2.11 Assessment by management	42
3 Assessment of the effectiveness of the internal control systems	43
3.1 Effectiveness of internal control systems	43
3.2 Statement of the manager in charge of risk management and internal control	45
4 Management assurance	46
4.1 Review of elements supporting assurance	46
4.2 Reservations	46
5 Declaration of assurance	47

Annex 1	Core business statistics	48
Annex 2	Statistics on financial management	49
Annex 3	EEA organisational chart	50
Annex 4	Establishment plan and additional information on human resource management	51
Annex 5	Human and financial resources by activity	54
Annex 6	Contribution, grant and service-level agreements, and financial framework partnership agreements	55
Annex 7	Environmental management	58
Annex 8	Annual accounts	59
Annex 9	Abbreviations	60

Management Board's analysis and assessment

Introduction

The Management Board welcomes the Consolidated Annual Activity Report for 2022 (CAAR 2022) and makes the following observations.

Commentary of overall achievements

The Management Board welcomes the following achievements by the EEA in 2022, recognising the challenges of working under the current context of multiple crises including the war in Ukraine and the inflationary situation. The Management Board noted the sustained commitment of EEA staff to delivering to a high level and adapting to the evolving context.

- Effective management of the governance processes and functioning of MB and Bureau was ensured during 2022. The MB went through a review of MB and Bureau operations during the year and adopted changes to the format, conduct and content of meetings to give adequate space to strategic discussions in MB and to embrace further opportunities of virtual ways of working.
- 2022 was the second year of implementation of the EEA-Eionet Strategy 2021-2030, which is aligned with the EU policy priorities. The Management Board Advisory Committee (MBAC) on modernisation of the Eionet supported the delivery of the Strategy, through engagement with the countries and network partners. The work of the MBAC was coupled with initiatives from the EEA to strengthen the link with the countries. The MBAC provided a unique opportunity for the EEA, Management Board members and Eionet National Focal Points to discuss and work together.
- The EEA continued supporting the delivery of Europe's environment ambitions as part of the European Green Deal and the 8th Environment Action Programme, also contributing to Europe's global commitments, thus strengthening the EEA's position as key knowledge-provider to partner organisations.
- The European Scientific Advisory Board for Climate Change under the European Climate Law successfully started its operations, growing the EEA's role in supporting the delivery of Europe's climate targets.
- A new European Topic Centre on Biodiversity and Ecosystems was designated in 2022, for the period 2023-2026.
- The delivery rates for EEA key performance indicators 2022 were high: with budget execution rate of 95% of the annual budget, 95% delivery rate of key reports and assessments, and high engagement with key stakeholders and network partners throughout the year.
- Despite the context of multiple crises, the effective cooperation with Eionet, EU institutions, and other stakeholders such as EU Agencies and global partners was maintained.

- The Single Programming Document (2023-2025) was further streamlined to better link the EEA's contributions to EU policy priorities and how they cover key aspects of transformational change.

Recommendations

With the aim of ensuring efficient operation in the period to come, the Management Board puts forward the following recommendations:

- Recognising the instrumental role of the Management Board Advisory Committee to support the modernisation of Eionet in the second year of the implementation of the EEA-Eionet Strategy 2021-2030, the Management Board recommends holding regular discussions on Eionet at Management Board meetings. This will ensure that the results and learnings from the Advisory Committee's work are used for the benefit of a stronger Eionet to deliver on the ambition level of the Strategy. Adequate resourcing of the Eionet network at country level remains a priority for the joint implementation of the Strategy.
- The Management Board recommends the establishment of further Management Board Advisory Committee, in cases where it would be beneficial to bring together Management Board members and Eionet National Focal Points on a topic of joint interest. The Management Board agreed to establish a Management Board Advisory Committee to follow the evaluation of EEA and Eionet for the period 2017-2021.
- The Management Board recommends that the EEA considers the potential broader impact of the annual Single Programming Document consultation and initiates steps to get better input and engagement from MB members and the whole community of stakeholders consulted.
- Following the review of the Management Board and Bureau operations, the Management Board recommends the EEA to bring more content-related topics to meetings, including key publications, such as the SOER, for discussion with Management Board members. The Management Board also recommends the EEA to bring forward strategic topics about prioritization and budget to Board meetings.
- The Management Board notes the importance of the EEA having sufficient resources allocated to support functions to continue to deliver on its functions, in a context where new tasks are allocated to the Agency, in addition to the EEA's continuous efforts to achieve synergies. The Management Board encourages the EEA to continue to actively engage with the European Commission to ensure an adequate balance between operational and support tasks, to support the adequate financing of Eionet in the countries, and to explore possibilities to expand the concept of Seconded National Experts to fill needs beyond technical roles.
- The Management Board notes the importance of the EEA continuing to provide regular updates to the Bureau and Board on the Agency's risk identification and analysis in a context of increased uncertainty, including information on mitigation measures to respond to risks and a summary of risks that have materialised.
- The Management Board recommends the EEA to ensure that the work of the European Scientific Advisory Board on Climate Change is complementary of the work of the Agency and that synergies are continued to be explored.

Executive summary

The year in brief

The year 2022 saw Europe and European institutions work hard to keep the European Green Deal (EGD) high on the political agenda in the face of new geopolitical realities. Despite challenging times, the EGD remained a steady needle on the compass, helping steer political ambitions in the legislative and policy domains. Current crises stemming from the ongoing war in Ukraine, the increasing cost of living and the increasing pressure on public budgets highlighted the need for the EU to continue to accelerate the radical transformation set out as an ambition at the beginning of the current EU mandate.

Throughout 2022, the EEA continued to play a key role in informing actions to support the environment, responding to the objectives of the EGD and the Eighth Environment Action Programme (8th EAP), as well as to Europe's overall ambitions and global commitments. The EEA continued to deliver on agreed actions and tasks, and took on new ones in support of the green transition and the implementation of the European Climate Law, while linking actions to the EU adaptation strategy. Through its key activities – with data flows, integrated assessments and informative briefings being major inputs to policy implementation – the EEA's knowledge continues to be valued by partners and stakeholders, not only for its analytical depth but also for its influence on EGD's implementation.

2022 was also an extreme year for climate and weather events, seeing the hottest European summer on record. Heat waves, droughts and forest fires affected large parts of Europe. This resulted in significant media interest, with a focus on the causes and consequences of extreme weather. In this context, the EEA was mentioned in 27,000 online articles, and several staff members were interviewed by media outlets across Europe.

The EEA-Eionet strategy 2021-2030 is the basis for the EEA Single Programming Document 2021-2023, while the annual work programme for 2022 has been structured around the work areas set out in the strategy.

The following highlights provide a snapshot of the EEA's work during the year.

1. Biodiversity and ecosystems

Throughout 2022, the EEA enhanced monitoring and reporting, and provided regular indicators on EU biodiversity, marine and freshwater policy, including:

- supporting the EU biodiversity strategy for protected areas and nature restoration;
- contributing to the development of the Nature Restoration Law;
- further developing the biodiversity, forest, freshwater and marine information systems;
- providing information to support the EU soil strategy with the publication of the *Soil monitoring in Europe* report;
- publishing briefings and reports covering topics such as water quality, marine ecosystems, marine litter and bathing water quality.

2. Climate change mitigation and adaptation

The EEA maintained its focus on delivering data, information and knowledge to support climate change mitigation and adaptation efforts, including:

- data and knowledge products contributing to the Fit for 55 package;
- an overview of progress on emission reductions, renewable energy deployment and energy efficiency gains with the *Trends and projections in Europe 2022* report;
- contributions to the EU adaptation strategy and European Climate Law;
- preparation of the European Climate Risk Assessment, together with the Directorate-General for Climate Action;
- reports, briefings and assessments covering topics such as decarbonisation, emission reductions, renewable energy, climate impacts and climate change adaptation.

3. Human health and the environment

The EEA continued delivering data and information to improve knowledge on the health impacts caused by air, water and soil pollution, noise, chemicals and the changing climate in Europe, including:

- delivery of the *Zero pollution monitoring assessment*, which measures progress under the zero pollution action plan;
- support for reporting under the National Emission reduction Commitments Directive and the Air Convention of the United Nations Economic Commission for Europe;
- an update of the European city air quality viewer;
- development of indicators to track progress under the EU chemicals strategy for sustainability;
- briefings and reports covering topics such as industrial emissions, air quality, noise and human health.

4. Circular economy and resource use

Throughout 2022, the EEA continued delivering data and information to assess the progress of Europe's transition towards a circular economy, while improving knowledge on the environment and climate pressures caused by Europe's production and consumption, including:

- supporting the implementation and priorities of the circular economy action plan by delivering targeted knowledge in the textiles, plastics and buildings sectors;
- making significant progress in implementing 'the Bellagio process' – an international dialogue to set principles and stimulate better monitoring of circular economy goals;
- supporting the implementation of EU waste legislation;
- contributing to the upcoming *Global resources outlook*, published by the International Resource Panel.

5. Sustainability trends, prospects and responses

The EEA delivered further assessments and indicators in support of EU sustainability ambitions and underlying policy processes, including:

- making significant progress in the development of the SOER 2025 (*The European environment – state and outlook report*) road map;
- developing indicators in preparation for the 8th EAP annual monitoring reports;
- endorsement for a European environment situation room to deliver knowledge as services powered by the EEA;
- publishing briefings and reports covering topics such as food systems and urban sustainability.

Working with Eionet and other stakeholders

Working closely with its Management Board and the European Environment Information and Observation Network (Eionet) throughout the year, the EEA continued to build on and strengthen cooperation with its member countries as a foundation of its work. The Eionet structure was strengthened with the implementation of the Eionet modernisation, which has made full use of the benefits of digitalisation, new Eionet groups and thematic groups, creating a new dynamic in close collaboration with the EEA. Six new European Topic Centre (ETC) consortia started work in January 2022, with the ETC on Biodiversity and Ecosystems taking shape later in the year and starting its work in January 2023.

The EEA Scientific Committee provided its formal opinion on the Single Programming Document 2023-2025, reviewed and commented on a range of key EEA products, participated in recruitment processes for scientific staff and helped ensure links to the European research programme Horizon Europe.

The committee also explored how environmental knowledge can better support policy and broader societal actions in line with EU policy ambitions, how to enhance the strategic dimensions of the EU's resilience to external shocks and novel ways of measuring progress towards sustainability.

The Network of the Heads of Environmental Protection Agencies continued its close and regular interactions, addressing a variety of aspects, among others the possible impacts of the war in Ukraine on the EGD's implementation. In 2022, the agendas of the network addressed the European platform for actionable knowledge and solutions for sustainable development established by the agencies, as well as initiatives on zero pollution, the green and circular economy, citizen science and others.

Data, technology and digitalisation

In 2022, the EEA continued to integrate its information platforms. Reportnet 3 was further developed to support a range of new data flows, especially around climate reporting and data flows migrated from Reportnet 2. Experimental projects exploring the use of artificial intelligence and machine learning technologies progressed in the areas of nature, water and noise reporting. These provide the EEA with options to implement these technologies in operational processes in the future.

All in all, 2022 was a stimulating year for staff at the EEA, with positive engagement around the Eionet modernisation process. The Agency saw that new tasks brought many new opportunities, contributing to improved dynamics and the potential to increase the visibility and impact of the EEA and Eionet in the period ahead.

The EEA in brief

The EEA's mission is 'to support sustainable development and to help achieve significant and measurable improvement in Europe's environment through the provision of timely, targeted, relevant and reliable information to policy-making agents and the public'.

The EEA is a decentralised agency of the EU. The EEA/Eionet Regulation⁽¹⁾ established the EEA as an independent EU body with its own legal personality and for an indefinite period. The Agency's Founding Regulation also established Eionet⁽²⁾ and includes the provision that the Agency is open to countries that are not members of the EU⁽³⁾.

The overall objective of the EEA is defined in Article 1(2) of the Agency's Founding Regulation:

To achieve the aims of environmental protection and improvement laid down by the Treaty and by successive Community action programmes on the environment, as well as of sustainable development, the objective of the Agency and of the European Environment Information and Observation Network shall be to provide the Community and the Member States with:

- a. objective, reliable and comparable information at European level enabling them to take the requisite measures to protect the environment, to assess the results of such measures and to ensure that the public is properly informed about the state of the environment, and to that end;
- b. the necessary technical and scientific support.

EEA funding consists of an EU subsidy (subject to approval by the budgetary authority and non-core budget) and payments for services rendered. The EU Financial Regulation (and its rules of application) and the Framework Financial Regulation apply. The European Parliament is the Agency's discharge authority.

With respect to human resources, the Staff Regulation defines the overarching principles for EEA staff, and implementing provisions have to be adopted in agreement with the European Commission. Furthermore, the establishment of and mandate for both the EEA Management Board and the EEA Scientific Committee are defined, as is the responsibility and accountability of the executive director as the legal representative of the Agency.

The EEA's organisational structure for 2022 included three hierarchical levels:

1. Executive Director's Office, led by the executive director;
2. eight programmes, led by heads of programme;
3. 20 groups, led by heads of group.

For more information, see the organisational chart in Annex 3.

⁽¹⁾ <https://eur-lex.europa.eu/legal-content/EN/ALL/?uri=CELEX%3A32009R0401>

⁽²⁾ <https://www.eionet.europa.eu>

⁽³⁾ Agreements with the EEA in the context of Article 300 of the Treaty have been established with the following non-EU countries: Iceland, Liechtenstein, Norway, Switzerland and Türkiye.

Article 41 of the EEA Financial Regulation entitles the director to delegate the powers of budget execution and for these to be sub-delegated. Powers to execute each type of expenditure are delegated to the heads of programme, with the head of administration having delegated authority for all types of expenditure. Sub-delegation, limited to only the approval of payments for certain types of expenditure, is given to the heads of groups in the administration programme.

1 Achievements of the year

Part 1 of this report is structured around the Agency's five activities, as set out in the EEA's Single Programming Document 2022-2024⁽⁴⁾. The overall achievements for 2022 are placed in the context of multiannual goals, key objectives and key performance indicators (KPIs), and are reported in comparison with the performance indicators, specific objectives and expected results defined in the EEA's annual work programme for 2022.

The EEA's performance framework is closely related to KPIs for the executive director, which aim to achieve a quantitative monitoring of the Agency's performance in relation to its operational work planning and to its financial and human resource management. The EEA performance framework is structured around five performance objectives (Table 1.1), which are monitored by 17 multiannual KPIs (Table 1.2).

Table 1.1 EEA annual performance objectives

	Performance objective	Type
1	Sustainable use of financial and human resources, and adequate and efficient internal control systems	Input
2	Timely and qualitative delivery of key products planned in the EEA work programme	Operational output
3	Development and distribution of EEA products aligned with user needs	Uptake
4	Sustainable interaction between the EEA and its network	Eionet
5	Sustainable human resource management	Staff well-being

The monitoring of the 'Operational output' and 'Eionet' (European Environment Information and Observation Network) KPIs is based on the operational performance across the five activities of the EEA's annual work programme.

⁽⁴⁾ <https://www.eea.europa.eu/publications/single-programming-document-2022-2024>

Table 1.2 EEA multiannual key performance indicators

Performance objective	No	KPI	KPI measurement	Baseline (2019)	Target	2022 realisation
Input	1 ^(a)	Staff occupancy rate	Realised staff resources in annual establishment plan	96.7%	Min. 95%	98%
	2 ^(a)	Budget execution – outturn	Rate of annual outturn and carry forward of EEA core budget	100%	Min. 98%	100%
	3 ^(a)	Budget execution – cancellations	Cancellation rate of payment appropriations in year <i>n</i>	0.5%	Max. 2% of core budget	0.01%
	4 ^(a)	Budget execution – executions	Payments executed within legal/contractual deadline	99.5%	100%	95% ^(b)
	17 ^(a)	Audit compliance	Rate of recommendations from European Court of Auditors implemented (with deadline in year <i>n</i>)	75%		Not applicable ^(c)
Eionet	7 ^(a)	Eionet – data submission	Annual performance for Eionet core data flows	92%	90%	75% ^(d)
	12	Eionet – meeting delivery	Delivery rate of planned Eionet meetings	95%	90%	66% ^(e)
	13	Eionet – satisfaction	Average participant satisfaction rating	95%	80%	85%
Operational output	5 ^(a)	Annual work programme delivery – assessments	Delivery rate of key reports/assessments as planned for year <i>n</i>	93.1%	Min. 90%	95%
	6 ^(a)	Annual work programme delivery – indicators	Share of core set indicators updated as planned for year <i>n</i>	96%	Min. 90%	96%
Uptake	8	Media visibility – EEA references	Articles with reference to the EEA (no)	14,152	Stable/increase	27,818
	9	Media visibility – social media	Number of followers on social media (Twitter, Facebook and LinkedIn combined)	114,046	Stable/increase	224,457
	10	Web traffic	Number of registered sessions on the EEA website	6.3 m	Stable/increase	10.2 m
	11	Downloads	Registered use of map services (number measured as 'machine-to-machine' traffic)	375 m	Stable/increase	793 m
Staff well-being	14 ^(a)	Staff satisfaction	Average favourable rate for common items for agencies	61%		60%
	15 ^(a)	Learning	Average registered time for learning and development (days)	4.11	7	6 ^(f)
	16 ^(a)	Absence	Annual average short-term sick leave (days)	9.7	Stable/decrease	3
Uptake	18	EEA support to EU policy documents	Number of EU policy documents referencing the EEA or its products		Stable/increase	1,535

Notes: ^(a) Mandatory KPIs of the executive director.

^(b) EEA payments are now released by the EC Treasury service, which can cause delays because of the 10-day standard processing time, particularly for payments with 14- to 30-day due dates.

^(c) All recommendations from ECA are implemented, and therefore no data to report by end of December 2022.

^(d) The low score is driven by countries not reporting timely data in specific dataflows. The underlying reasons being the complexity and difficulties of collection of data in the countries.

^(e) Data corresponds to participation of EEA member countries in 71 events organised during 2022.

^(f) The EEA ambition of becoming a stronger learning organisation means that learning is more embedded in the work practices (i.e. more on the job learning), which often is not recorded correctly.

m, million.

1.1 Biodiversity and ecosystems

1.1.1 Specific objective

To ensure the delivery of data, information and knowledge that contributes to the maintenance and restoration of good ecosystem conditions and halt the loss of biodiversity across terrestrial, freshwater and marine ecosystems.

Activity 1: Key performance indicators		
KPI	Target 2022 (%)	Achieved 2022 (%)
Key assessments produced	90	100
Core set indicators updated	90	87
Reporting obligations processed to core dataflows	90	69
Stakeholder interaction (satisfaction) ^(e)	80	85

^(e) The EEA has defined two KPIs on stakeholder interaction, namely participation in meetings and webinars, and satisfaction. A new methodology based on the satisfaction of meeting participants from national focal point meetings and Eionet groups is in the process of being introduced. The current score is an aggregation of satisfaction survey scores from the three national focal point meetings that took place in 2022, albeit with some inconsistencies in data mapping. The transition to Teams for Eionet groups planned for 2023 will create new and much stronger data on satisfaction that will subsequently be rolled out at activity level.

1.1.2 Achievement of objectives and results

EEA work on biodiversity and ecosystems contributes to and supports the implementation and further development of key policies on biodiversity and freshwater, as well as the generation of knowledge on these topics.

To support the EU biodiversity strategy, the Agency has been collecting data, developing indicators and providing advice and knowledge products on the topics of protected areas and nature restoration, two of the key pillars of the strategy. There has been continued support for the quantitative aspects of protected areas, such as the development of pledges and ongoing discussions on developing knowledge. This included technical reports by the former European Topic Centre on Biological Diversity (ETC/BD) on a survey of EU Member States on qualitative aspects of protected areas.

The Agency has contributed to the development of advice and knowledge on the Nature Restoration Law, including developing elements of the law, as well as supporting arguments to defend the ambition of the law and providing the scientific basis for these.

The Agency provided support for the assessment of the post-2020 global biodiversity framework throughout 2022 and supported and led negotiations on the monitoring framework aspects of the Kunming-Montreal global biodiversity framework.

Throughout 2022 the four information systems for Europe ([Biodiversity Forest](#), [Freshwater](#) and [Marine](#)) were further developed to ensure that these platforms are more integrated and provide information and knowledge to these areas. The Forest Information System for Europe has continued to develop by adding content and further developing the 'Map My Tree' portal to track the progress of the EU's commitment to plant at least 3 billion trees by 2030. The Biodiversity Information System for Europe has been developed to provide knowledge to the Joint Research Centre (JRC)-hosted Knowledge Centre for Biodiversity and to ensure that the centre's products are as connected as possible. There has been further development

of the knowledge sources on habitats, via several ETC/BD technical papers for the European Nature Information System (EUNIS). This included an ETC/BD paper 'Forest and biodiversity', which discusses forest habitats, the forthcoming forest strategy and the Nature Restoration Law.

Knowledge on soil was enhanced with the publication of the EEA report on *Soil monitoring in Europe – indicators and thresholds for soil health assessments*, which presented a set of common indicators to assess soil health and risk-based thresholds to inform protection and restoration needs and soil-related policies in Europe. This is a key product for informing the knowledge base of the EU soil strategy for 2030.

In the summer of 2022 there was a well-publicised large fish kill event on the River Oder. This event, and the effort to understand the cause of it, led to staff in the Agency collaborating with the JRC and the Directorate-General for Environment (DG ENV) to come up with a set of 'lessons learned' and recommendations to avoid such environmental damage in future. This led to the JRC technical report *An EU analysis of the ecological disaster in the Oder River of 2022*, which will be published in Q1 2023. The EEA report *Beyond water quality – sewage treatment in a circular economy*, and the related extensive support to DG ENV, proved instrumental to the evaluation and review of the Urban Waste Water Treatment Directive. The EEA web report *From source to sea – the untold story of marine litter*, which was finalised in 2022 and launched in early 2023, provides the first pan-European holistic assessment of the sources and pathways of marine litter.

The EEA briefing *Carbon stocks and sequestration in terrestrial and marine ecosystems: a lever for nature restoration?* and the EEA briefing *Financing nature as a solution*, which was prominently launched at the Convention on Biological Diversity (CBD) Conference of the Parties (COP) 15 in close cooperation with the European Investment Bank (EIB), made timely contributions to strengthening the knowledge base for supporting nature-based policy responses.

The 2022 *Zero pollution monitoring assessment* was successfully published, and provided significant input on ecosystem pollution (i.e. freshwater, marine, soil) and directly delivered to implementing the European Green Deal (EGD) zero pollution action plan.

The EEA and the former ETC on Inland, Coastal and Marine waters published six reports in 2022. The report *Benefits of bathing waters in European cities* paves the way to addressing more systematically the socio-economic dimension of water quality in Europe and the related nature-based solutions. The report *Marine litter in Europe – an integrated assessment from source to sea* provided the technical and detailed results to support the related EEA web report. The report *Marine Litter Watch (MLW) – 2021 European beach litter assessment* delivered the annual results of the Marine Litter Watch activity. The report *Calculating emissions to water – a simplified method* contributed to advancing the methodology on emissions to water to further support the Water Information System for Europe State of the Environment (WISE-SoE) reporting and the reporting of the third river basin management plans under the Water Framework Directive. The report *Comparison of multi-metric indicator-based tools for assessment of the environmental status in Europe's seas* demonstrated the approach to assessing cumulative pressures, impacts and marine ecosystems' health in European seas with indicator-based tools in relation to data reported under the Marine Strategy Framework Directive. Lastly, the report *Mapping potential environmental impacts of offshore renewable energy* contributed directly to the activities of the Directorate-General for Maritime Affairs and Fisheries on the sustainable blue economy, maritime spatial planning and the potential adverse effects of offshore renewable energy.

With regard to Eionet, the kick-off meetings of Eionet groups 1 (integration of knowledge for policies) and 2 (cumulative pressures and solutions) were successfully held, paving the way for the kick-off meetings of the thematic sub-groups (e.g. freshwater and marine) in early 2023 and a dedicated workshop on habitat mapping to be held in Denmark. The Eionet group on sustainable food systems was also successfully launched and delivered a first draft of its work programme.

Cooperation has been strengthened with a number of prominent EEA stakeholders, including the European Maritime Safety Agency, European Fisheries Control Agency, EIB and the Regional Sea Conventions. Cooperation is ongoing for the implementation of the EEA and United Nations Environment Programme (UNEP)/Mediterranean Action Plan (MAP) joint work programme.

1.2 Climate change mitigation and adaptation

1.2.1 Specific objective

To ensure the delivery of data, information and knowledge in support of the implementation and further development of policies on climate change mitigation and adaptation.

Activity 2: Key performance indicators		
KPI	Target 2022 (%)	Achieved 2022 (%)
Key assessments produced	90	89
Core set indicators updated	90	100
Reporting obligations processed to core dataflows	90	100
Stakeholder interaction (satisfaction) ^(e)	80	85

^(e) The EEA has defined two KPIs on stakeholder interaction, namely participation in meetings and webinars, and satisfaction. A new methodology based on the satisfaction of meeting participants from national focal point meetings and Eionet groups is in the process of being introduced. The current score is an aggregation of satisfaction survey scores from the three national focal point meetings that took place in 2022, albeit with some inconsistencies in data mapping. The transition to Teams for Eionet groups planned for 2023 will create new and much stronger data on satisfaction that will subsequently be rolled out at activity level.

1.2.2 Achievement of objectives and results

Climate change mitigation, energy and transport

In 2021, with the European Climate Law, the EU committed to achieving climate neutrality by 2050. To meet this commitment, an acceleration of emission reductions is needed across all sectors. With political agreements reached on key elements of the Fit for 55 package, 2022 witnessed substantial policy development and target-setting on climate change mitigation and carbon removals through land use, land use change and forestry (LULUCF). The EEA's data and knowledge products in 2022 contributed input and insights to this rapid policy development.

The EEA report on [trends and projections in Europe 2022](#) provided an overview of European and Member States' progress in emission reductions, renewable energy deployment and energy efficiency gains. In addition to the assessment of progress and projections to 2030 targets, the report also synthesised 12 climate-related indicators that the Agency publishes on an annual basis.

While the 2022 assessment pointed to an overachievement of the 2020 climate and energy targets, it underlined that sectoral progress towards decarbonisation is

varied and is at risk of rebounding after the COVID-19 pandemic. Building on [annual greenhouse gas inventories](#) and preliminary inventory data for 2021, a series of briefings addressed the sectors where more progress is needed and in which policies and measures can be most promising. Among these, two addressed agriculture: a briefing on [reduction of methane emissions](#) and a briefing on [emission reductions in the agrifood system](#). Buildings are also a challenging sector for decarbonisation, as highlighted in a briefing on the [nexus of climate and circularity in building renovation](#) and a briefing on [cooling in buildings and related just transition dimensions](#).

While the energy sector achieved notable emission reductions over the last decade, the Russian invasion of Ukraine in 2022 precipitated an energy crisis in Europe that required rapid transitions in the energy supply system and energy consumption. EEA products related to Europe's energy systems sought to address some of the key issues arising from this crisis. A prosumers report put the focus on how [smaller scale generation of renewable energy](#) can contribute to achieving greater energy security while also supporting the expansion of renewable generation, and a further briefing highlighted particular aspects of [prosumerism in Europe's urban areas](#).

Two further studies developed in 2022 and to be published in 2023 – one on the use of renewable energy sources for heating and one on the implications of rapid renewable energy development in Europe – will also address key aspects of energy transition in both the immediate and longer term.

To address the transition of the mobility system towards lower emissions and long-term sustainability, a transport and Environment Reporting Mechanism report examined the [roles of vehicles, fuels and transport demand in decarbonising road transport](#). An additional briefing looked further into [emission reductions in Europe's heavy-duty vehicle fleet](#), while updates to five indicators tracked progress in [reductions of emissions from new vehicles](#) and [changes in fuel quality](#). Together with the European Union Aviation Safety Agency and Eurocontrol, EEA also published the third edition of the [European aviation environmental report](#).

Lastly, addressing not only climate change but also ozone depletion, the EEA published briefings and indicators on [ozone-depleting substances](#) and [fluorinated gases](#) and completed the requisite submissions to the Montreal Protocol and its Kigali Amendment.

Underlying the above products are more than 20 data sets on climate, energy and transport that the EEA collects and quality assures each year. The data are viewable and downloadable through interactive visualisations on the [EEA's Climate and Energy in the EU website](#). Also in 2022, the preparation of countries' national energy and climate progress reports resulted in agreement that, from 2023, this data portfolio will be augmented by six additional data flows, mostly on energy matters, and substantially expanded to report on national policies and measures on climate and energy.

Climate change impacts and adaptation

The EEA's work on climate change impacts and adaptation directly contributes to climate adaptation and resilience-related policies at EU ([EU adaptation strategy](#), [EU Climate Law](#)) and national levels.

Climate-related losses and damages, amounting to over EUR500 billion over the last 40 years, are one way to measure the climate impacts on Europe. The EEA produced the briefing [Economic losses and fatalities from weather- and climate-related events in Europe](#), which summarises economic losses and fatalities from weather and climate extremes. It is accompanied by a [dashboard on economic losses and fatalities](#), which provides a breakdown of the information per year, per country and per hazard.

The EEA assessment *Advancing towards climate resilience in Europe – status of reported national adaptation actions in 2021* shows that, in 2022, all EU Member States had national adaptation policies in place and that national adaptation actions and overall institutional arrangements taking adaptation into account have been further developed and strengthened in many EU Member States to better steer adaptation policies across different levels of government and sectors. Ensuring that climate change adaptation priorities are considered in a broad range of policies has also progressed.

To support EU and national adaptation actions to develop further and to provide up-to-date actionable knowledge, the EEA has continued to work on the adaptation platform (including the European climate adaptation platform [Climate-ADAPT](#) and the [European Climate and Health Observatory](#)) by presenting recent information and knowledge on climate impacts, risks and resilience.

As of 2022, through the completion of a project focused on comprehensive machine translation of web content, Climate-ADAPT has been made available in the five most-spoken European languages ([French](#), [German](#), [Italian](#), [Polish](#) and [Spanish](#)). This aims to improve access to knowledge by decision-makers at national and subnational levels and to support the implementation of adaptation under the [Horizon Europe mission on adaptation](#). This was accompanied by targeted outreach events in five countries with traditionally low engagement with Climate-ADAPT to increase uptake.

On the subject of climate change impacts on health, EEA published the report *Climate change as a threat to health and well-being in Europe: focus on heat and infectious diseases*, which explores the risks to human health from high temperatures and emerging vector- and water-borne diseases, as well as the solutions in policy and practice. This report, published on 9 November at a joint event with the Directorate-General for Climate Action (DG CLIMA) and the Directorate-General for Health and Food Safety (DG SANTE), generated significant media coverage across Europe and beyond.

Because the impact of climate change on health and well-being varies substantially across societal groups in Europe, and adaptation responses may generate unequal benefits and burdens, the EEA produced the briefing *Towards 'just resilience': leaving no one behind when adapting to climate change*. This briefing looks at how climate change affects vulnerable groups and how these impacts can be prevented or reduced through equitable adaptation actions. It also presents examples of equity-oriented policies and measures from across Europe.

One type of such measures are nature-based solutions, promoted, among others, by the EU adaptation strategy and biodiversity strategy. The EEA produced a briefing *Who benefits from nature in cities? Social inequalities in access to urban green and blue spaces across Europe*, which reviews the evidence for socio-economic and demographic inequalities in access to the health benefits derived from urban green and blue spaces across Europe. It showcases examples of green spaces that were designed to meet the needs of vulnerable and disadvantaged social groups.

To understand better the climate risks Europe is facing, in May 2022, DG CLIMA and the EEA initiated the preparation of the first [European Climate Risk Assessment](#) (EUCRA), which will assess current and future climate change impacts and risks relating to the environment, economy and wider society in Europe.

Supporting the European Scientific Advisory Board on Climate Change

Following an open, fair and transparent selection procedure, the EEA Management Board designated in March 2022 the [15 members of the new European Scientific Advisory Board on Climate Change](#), an independent body established by the European Climate Law in 2021.

The EEA hosted a dedicated secretariat supporting the establishment of the Advisory Board (including the election of a chair and vice-chairs, and creation of a work programme, rules of procedure and a strategy) and its activities in accordance with its [2022 work programme](#). In November 2022, the Advisory Board published its [first recommendations](#), addressing the planning process for trans-European energy networks.

1.3 Human health and the environment

1.3.1 Specific objective

To deliver data and information to improve knowledge of the health impacts caused by air, water and soil pollution, noise, chemicals and the changing climate in Europe.

Activity 3: Key performance indicators		
KPI	Target 2022 (%)	Achieved 2022 (%)
Key assessments produced	90	100
Core set indicators updated	90	100
Reporting obligations processed to core dataflows	90	90
Stakeholder interaction (satisfaction) ^(e)	80	85

^(e) The EEA has defined two KPIs on stakeholder interaction, namely participation in meetings and webinars, and satisfaction. A new methodology based on the satisfaction of meeting participants from national focal point meetings and Eionet groups is in the process of being introduced. The current score is an aggregation of satisfaction survey scores from the three national focal point meetings that took place in 2022, albeit with some inconsistencies in data mapping. The transition to Teams for Eionet groups planned for 2023 will create new and much stronger data on satisfaction that will subsequently be rolled out at activity level.

1.3.2 Achievement of objectives and results

EEA work on human health and the environment supported the implementation and further development of key policies on air quality, emissions to air, chemicals, environmental noise and industrial emissions.

A key horizontal activity across these areas, as well as activities on biodiversity and ecosystems and on the circular economy and resource use, was delivery of the [Zero pollution monitoring assessment](#), which established a baseline against which to measure progress under the zero pollution action plan. This interactive web report was published on 1 December 2022, in conjunction with the JRC's zero pollution outlook and an overarching policy communication by the European Commission, and generated significant media coverage across Europe and beyond. On 14 December 2022, the EEA contributed to the Zero Pollution Stakeholder Conference held in Brussels, Belgium.

On emissions to air, the EEA continued to support reporting under both the National Emission reduction Commitments Directive and the Air Convention of the United Nations Economic Commission for Europe (UNECE). The annual briefing [National Emission reduction Commitments Directive reporting status 2022](#) was published in June, together with the annual [European Union emissions inventory report under the Convention on Long-range Transboundary Air Pollution \(LRTAP\)](#). EEA indicators on emissions of air pollutants to air were updated.

Reporting in the area of industry is on track, and data sets compiled through the various data flows are feeding the European [Industrial Emissions Portal](#) and indicators on industrial emissions to air and water. The EEA supported the

amendment of reporting rules under the Seveso II Directive, regarding industrial accidents involving dangerous substances. The amendment has resulted in new responsibilities for the EEA to manage the reporting requirements under this legislation and their integration into the European Industrial Emissions Portal.

In the area of environmental impacts on health, the web report *Beating cancer – the role of Europe's environment* was launched in June, reviewing evidence on the environmental and occupational determinants of cancer in Europe in the context of Europe's beating cancer plan and the zero pollution action plan.

On air quality, the EEA provided continuous support to the Clean air and urban policy Unit at DG ENV around the revision of the air quality directives, including drafting Annex 11 of the *impact assessment* on air quality in Europe in 2020. In February 2022, the EEA published a briefing *Managing air quality in Europe*, which reviewed the status of countries' air quality plans. The *2022 air quality report* brought together evidence on the state of air quality, the impacts of air pollution on health and ecosystems, and sources and emissions of air pollutants. In particular, the chapter on health impacts included information on health impacts in terms of both mortality and morbidity. This up-to-date evidence was presented at a *conference on air quality* held in November 2022 in Prague, which was organised under the Czech Presidency of the Council of the EU. Relevant indicators on air quality, as well as impacts of air pollution on health and ecosystems, were updated. A new indicator on economic inequality in exposure to air pollution across Europe has been developed for publication in early 2023, in support of monitoring progress under the Eighth Environment Action Programme (8th EAP).

The *European Air Quality Index* web page and app were updated and maintained, with new functionalities under development for the app. The updated *European city air quality viewer* was launched in June 2021 and harvests air quality data from across Europe to rank over 340 cities from the cleanest to the most polluted, based on average levels of fine particulate matter. In the second half of 2022, Eionet partner countries submitted their 2021 air quality data sets to the EEA, and workshops and bilateral meetings were held with countries to ensure prompt reporting and data quality.

On environmental noise, the EEA published the briefing *Outlook to 2030 – can the number of people affected by transport noise be cut by 30%?*. This tracked progress towards the zero pollution target to reduce the negative impacts of exposure to transport noise and fed into the JRC's zero pollution outlook report. In addition, the EEA launched a data *viewer presenting the combined health impacts from road traffic noise and air pollution in urban areas*.

In terms of work on chemicals, the EEA continued to act as module coordinator for the modules on human biomonitoring data and environmental monitoring data under the Information Platform for Chemical Monitoring (IPCHEM). In close collaboration with the European Chemicals Agency (ECHA) and partners from across the EU institutions, the EEA developed a framework of indicators with which to track progress under the EU chemicals strategy for sustainability. Furthermore, the EEA provided input to Commission-led processes on 'one substance, one assessment', including dialogue with ECHA on the development of a common data platform. In addition, the EEA provided input to work led by the Directorate-General for Research and Innovation (DG RTD) on making chemicals and materials safe and sustainable by design. A briefing on the systemic use of chemicals in Europe has been prepared for publication in early 2023.

The Horizon 2020 project *HBM4EU* (Human Biomonitoring for Europe) came to a close in 2022, and the EEA played a central role in communicating and disseminating outputs through a range of *briefs and reports*, and organised a *final conference* in Brussels in April, including an *exhibition* and a *newspaper*. Lastly, 2022 saw the

kick-off of the Horizon Europe European Partnership for the Assessment of Risks from Chemicals (PARC). The EEA co-led the prioritisation of new projects with ECHA and the European Food Safety Authority (EFSA), and developed a strategic communication plan and a project website.

1.4 Circular economy and resource use

1.4.1 Specific objective

To deliver expected results as set out in the annual work plan and to deliver key assessments, indicator updates and process data flows in support of policy information needs.

Activity 4: Key performance indicators		
KPI	Target 2022 (%)	Achieved 2022 (%)
Key assessments produced	90	100
Core set indicators updated	90	100
Stakeholder interaction (satisfaction) ^(e)	80	85

^(e) The EEA has defined two KPIs on stakeholder interaction, namely participation in meetings and webinars, and satisfaction. A new methodology based on the satisfaction of meeting participants from national focal point meetings and Eionet groups is in the process of being introduced. The current score is an aggregation of satisfaction survey scores from the three national focal point meetings that took place in 2022, albeit with some inconsistencies in data mapping. The transition to Teams for Eionet groups planned for 2023 will create new and much stronger data on satisfaction that will subsequently be rolled out at activity level.

1.4.2 Achievement of objectives and results

The EEA's activities in this work area directly contribute to improving knowledge on the transition to a circular economy in Europe and support the implementation and priorities of the circular economy action plan of the EGD.

In 2022, the EEA made significant progress in implementing 'the Bellagio process' – an international dialogue to set principles and stimulate better monitoring of circular economy goals. This included activities such as:

- The first version of the 'Circularity Metrics Lab', an online platform that explores alternative and existing metrics, trials data and other knowledge to illustrate Europe's progress in achieving a circular economy, was finalised. The lab supports the European Commission's established circular economy monitoring framework.
- The overall EEA indicator set – covering all environment and climate themes – was reinforced, adding and updating six EEA indicators on material flows, circular economy and waste issues. This work included their alignment to the upcoming 8th EAP monitoring mechanism.
- The EEA's investment in exploring the potential use of novel data sources, technical metrics and signals that can complement the existing monitoring framework for the circular economy coordinated by Eurostat continued. Those elements that are ready to be implemented are included in the first version of the Circularity Metrics Lab, and further work will allow the inclusion of additional ones in later versions.

The circular economy action plan structures actions at the sectoral level through selected key product value chains. The EEA has prioritised its work across these domains by delivering targeted knowledge for three sectors: textiles, plastics and buildings. Highlights on this theme are:

- A series of technical reports and briefings in support of the EU textiles strategy looks into issues such as design of textile products, bio-based textile fibres and exports of EU waste.
- An ongoing cross-cutting initiative on the built environment and the material and greenhouse gas dimensions of buildings is under way. A first briefing on how the renovation wave can contribute to both the circular economy and climate goals was published, and an Eionet working group is currently building on that to define a knowledge base and policy options relevant for countries to achieve greater sustainability and circularity in the building sector.
- A study on consumption behaviour and the role of policy in influencing it for greater circularity and other policy goals was published before summer 2022. As a continuation of this, a technical report on the embedded environmental footprint of Europe's consumption was published and an indicator derived from its results.

The EEA is committed to supporting the implementation of EU waste legislation, and the following are headline activities on this area:

- The biannual report on waste prevention envisaged in the Waste Framework Directive was finalised and readied for its endorsement phase by the end of the year. It will be published in April 2023. This report provides significant evidence for the formulation, by the European Commission, of amendments to the Waste Framework Directive, which are expected to be formally proposed to the co-legislators later in 2023.
- A data flow on reuse of products, also mandated by the EU waste legislation, is being piloted by the EEA. The Agency is conducting a series of webinars to agree on the reporting methods for reportable data, to promote the scaling up of existing good practice in certain countries and to assist in practical aspects of the reporting flow.
- The process for evaluating country policies and performance in the area of waste management – envisaged in the Waste Framework Directive and known as the 'early warning mechanism' – was delivered and is now key evidence for the political dialogues between EU countries and the European Commission. All this evidence will be published in 2023 together with the political outcomes of the European Commission process.
- Assessments of key aspects of EU waste policy and targets were analysed and the conclusions published in the form of, for example, a briefing on the very ambitious target to halve residual municipal waste. The briefing highlighted the significant distance between the current performance of the European waste infrastructure and this target.
- A report was published on the functioning of secondary raw material markets and how policy can promote these markets, a key objective of EU waste policy.

When it comes to material flows and resource efficiency, the EEA is well advanced in contributing to the upcoming Global resources outlook of the International Resource Panel. This report will be published in 2024, following a thorough stakeholder engagement and endorsement phase in the second half of 2023.

In 2022, the EEA's engagement with the Eionet Group on Circular Economy and Resource Use has been very fruitful. A series of expert webinars were organised in relation to the various assessment products listed in previous paragraphs. Two plenary meetings took place during the year, an online webinar in the spring and a very well attended physical meeting in September.

1.5. Sustainability trends, prospects and responses

1.5.1 Specific objective

To deliver key assessments and indicators in support of EU policy needs and EEA assessments, especially *The European environment – state and outlook 2025 report* (SOER 2025).

Activity 5: Key performance indicators		
KPI	Target 2022 (%)	Achieved 2022 (%)
Key assessments produced	90	86
Stakeholder interaction (satisfaction) ^(e)	80	85

^(e) The EEA has defined two KPIs on stakeholder interaction, namely participation in meetings and webinars, and satisfaction. A new methodology based on the satisfaction of meeting participants from national focal point meetings and Eionet groups is in the process of being introduced. The current score is an aggregation of satisfaction survey scores from the three national focal point meetings that took place in 2022, albeit with some inconsistencies in data mapping. The transition to Teams for Eionet groups planned for 2023 will create new and much stronger data on satisfaction that will subsequently be rolled out at activity level.

1.5.2 Achievement of objectives and results

The activities conducted by the EEA in work area 5 aimed to support the sustainability transition in the EU with its focus on the EGD, were coordinated with the goal of building the knowledge base and structures for the development of *The European environment – state and outlook 2025 report* (SOER 2025) and covered the main requests and responsibilities delegated to the work area.

In 2023, the EEA made significant progress in the development of the SOER road map, prepared for the 8th EAP indicators report, and developed a knowledge base and methodologies in its key workstreams of foresight and forward-looking studies; systems thinking; system dynamics and systemic change; sustainability and integrated assessments; transition monitoring; Eionet's agenda and involvement; the social dimension of sustainability, including urban areas; sustainable finance and financing the transition; and digital technologies and innovation as an enabler for sustainability.

Core activities included:

- The SOER 2025 road map was endorsed by the Senior Management Team in September. Follow-up work started across seven work strands identified as the main priorities for the SOER 2025, and the EEA assessment team was established.
- The proposals for a European environment situation room were endorsed to deliver knowledge as a service powered by the EEA and hence gain more value from the EEA's investment in knowledge. An important part of the project, which is currently in a preparation and scoping phase, is the assessment service, which is equivalent to the digital representation of the SOER. A prototype of the digital SOER has been developed.

- The third Environmental Implementation Review was published in September 2022. The EEA contributed a wide range of data and indicators to the review.
- The EEA continued to support Eurostat on the EU Sustainable Development Goal (SDG) indicators and continued dialogue for future cooperation on data, accounts and indicators through a service-level agreement.

In aiming for the overall goals of work area 5, significant progress was made in implementing processes and delivering products focusing on the monitoring and assessment of sustainability in Europe through systemic lenses:

- The Commission communication⁽⁵⁾ on the monitoring framework to be implemented under the 8th EAP was adopted in July. The EEA will be in charge of preparing the annual monitoring reports, the first of which will be published by the end of 2023. Several of the headline indicators were developed for presentation in early 2023.
- Transition monitoring and assessment of EU progress in sustainability – a concise long-term assessment – was launched. The work will continue in 2023, with expected publication in January 2024.
- Future dialogues exploring strategic dimensions of the EU's resilience to external shocks started in May 2022, with the first meeting, involving the EEA Scientific Committee. The second foresight dialogue in Prague was held in October 2022, in collaboration with the Czech Presidency of the Council of the EU.
- The briefing on [rethinking agriculture](#) and food systems was published in October 2022 as part of the 'Narratives for change' series, and the briefing on [exiting the Anthropocene](#) was published in March 2023.
- Two participatory foresight workshops, designed as test cases for EEA foresight projects supporting SOER 2025, took place as part of the biodiversity and ecosystems programme project on foresight and machine learning for freshwater.

In the area of analysing sustainability transition enablers (economics, finance, innovation, policies and governance across scales) there were the following key achievements:

- The report [Urban sustainability in Europe – post-pandemic drivers of environmental transitions](#), published in October 2022, was launched in the European Week of Regions and Cities.
- The EEA contributed input to and advice on sustainable finance across the platform, taxonomy, corporate reporting standards and strengthening links with key actors such as the EIB and European Central Bank.

In developing co-created knowledge for action, including foresight, with stakeholders, we identified the following progress:

- The briefing [Reimagining the food system through social innovations](#) was published in October 2022 and a report on the EU policy mix governing the transformation of Europe's food system was developed through workshops and consultations with Eionet experts.

⁽⁵⁾ [EUR-Lex - 52022DC0357 - EN - EUR-Lex \(europa.eu\)](#)

- The draft characterisations of the 10 emerging issues identified in the fourth EU Environmental Foresight System (FORENV) cycle 'Emerging environmental issues due to EU and global demographic changes' were reviewed by Environmental Knowledge Community partners, including EEA experts and EEA Scientific Committee members. The publication of the final report is expected in early 2023.
- Two online meetings took place in October and November 2022 with the Eionet State of the Environment (SoE) Group under the project 'Strengthening the use of foresight in national SoE reporting'.
- The Eionet working group on planetary boundaries organised two online meetings in June and September 2022.

Collaboration and involvement of the Eionet groups on SoE and foresight were at the centre of activities. In September 2022, a 1-day in-situ meeting was held with the Eionet SoE Group, in which the first steps towards a joint co-creation exercise with the SOER 2025 expert group were developed, focusing on developing the methodology and content for 'country spaces' envisaged in SOER 2025. A series of expert webinars were conducted on key activity workstreams.

1.6 Horizontal activities

1.6.1 *Communicating for impact: a stronger EEA in an ever more complex environment*

The communications programme focused on delivering quality outputs through online outreach via different channels and with increased interactive elements and on continuous innovation in 2022.

The EEA published 60 assessments and 74 indicators, with a significantly better implementation rate than in previous years (95% for the publications and 98% for the indicators). Moreover, the project of improving the EEA indicators was completed, with more EEA indicators restructured and rewritten. A non-print policy was introduced and implemented. This further boosted digital and interactive assessments. Two 2022 examples of interactive digital products are the new interactive corporate publication *EEA 2021: the year in brief* and the *Zero pollution monitoring assessment*, both of which were well received by stakeholders.

The EEA continued to reach and interact with wider audiences and remained a trustworthy source for many media outlets across the continent. Our media reach increased by 20% compared with 2021, reaching 27,818 articles. Our combined social media reach amounted to 224,000 followers across channels, growing by 8% compared with 2021, with the LinkedIn community growing quickly. EEA publications in 2022 with the broadest reach included:

- *Economic losses from climate-related extremes in Europe* (February);
- *Textiles and the environment: the role of design in Europe's circular economy* (February)
- *Europe's air quality status 2022* (April);
- *European bathing water quality in 2021* (June);
- *Beating cancer – the role of Europe's environment* (June);
- *Environmental impacts on health (heatwaves)* (June);

- *Climate change as a threat to health and well-being* (November);
- *Trends and projections in Europe* (October);
- *Air quality – premature deaths from air pollution* (November);
- *Zero pollution monitoring assessment* (December).

Moreover, the EEA was referenced and quoted intensively by media outlets throughout the hot dry summer period, including stakeholders referencing EEA data or using EEA photos to illustrate worrying situations. The 2021 photo competition 'Well with nature' reached an all-time high number of participants (5,236 entries across Europe) and the high-quality photos are widely used. Outreach activities are increasingly aligned and implemented with partners such as the European Commission or Eionet.

Work also continued on corporate and internal communications. The ongoing multiannual web project delivered key elements to the spring 2023 launch, such as a design system that can be used for all EEA online platforms, user-centric navigation logic and updated content across the key knowledge areas. Internal communications continued with a focus on the intranet. Last, but not least, the EEA engaged in selected corporate and local communication activities, for example Tour de France opening events and Folkemødet (the annual policy festival in Bornholm) in Denmark alongside the European Commission representation in Denmark, and a joint stand with the European Commission at the Montreal CBD COP15 in December.

1.6.2 *The European Environment Information and Observation Network*

The EEA-Eionet strategy 2021-2030, the modernisation of Eionet, guidance for co-creation and planning for EEA-Eionet Day on 1 March 2023 were the focus of discussions at three national focal point/Eionet meetings in 2022.

After the adoption of the new structure of Eionet in 2021, countries were nominating experts during the first half of 2022, and in parallel new Eionet groups and thematic groups started their activities.

Six new ETC consortia started their work in January 2022. Through the year, the EEA organised several webinars with the objective of introducing the ETC consortia and their focus to Eionet and to present and discuss support for Eionet.

To support cooperation under the strategy and to make use of the benefits of digitalisation, the EEA, in cooperation with the national focal point/Eionet group, continued activities towards revamping the Eionet digital tools, including testing new tools with two Eionet groups.

The EEA continued strengthening its internal capacities to operate in line with the new structure of Eionet through tailor-made capacity-building activities targeted at EEA Eionet group leads, establishing internal communities of practice and revamping processes for coordinating the new Eionet groups and thematic groups, together with the internal informal network of country desk officers.

In the context of cooperation with the Western Balkans, activities under the Instrument for Pre-accession Assistance (IPA) II have been continuing, focusing mainly on supporting the participation of Western Balkan experts in Eionet work and further strengthening the thematic work in the region, in the areas of air quality, the use of foresight in SoE reporting and biodiversity. To secure the continuing engagement of the Western Balkans in the work of the EEA and Eionet, an IPA III funding proposal was prepared in broad coordination with Western Balkan and EEA

experts. The proposal was approved by the Directorate-General for Neighbourhood and Enlargement Negotiations (DG NEAR) in December 2022, with an expected start date of 1 February 2023. The proposal is strongly linked to the green agenda for the Western Balkans, the Energy Community and the EEA-Eionet strategy 2021-2030.

In the second half of 2022, after pandemic measures were lifted, the EEA restarted closer dialogue on implementing the EEA-Eionet strategy 2021-2030 and looked to increase the value of Eionet at a national level through high-level country visits and participation at national Eionet events. Country visits were organised to Albania, Montenegro, Sweden and Türkiye. Planning for visits in 2023 is ongoing.

1.6.3 Other networks and partnerships

In line with the EEA-Eionet strategy, in 2022, the EEA continued to strengthen its network through active engagement at the country level and working with other leading organisations to facilitate the sharing of knowledge and expertise.

During 2022, the EEA, together with the Network of the Heads of European Environmental Protection Agencies established an Interest Group on sustainability research with an aim to emphasise science-policy interaction, to translate the network and EEA knowledge on sustainability into strategic action for the EGD. In December, the EEA facilitated the kick-off EPA meeting for the launch of the corresponding collaboration platform – *'European Platform for Actionable Knowledge and Solutions for Sustainable Development'*.

This extended cooperation was designed in the context of European Commission new guidance⁽⁶⁾ on the better use of scientific knowledge for policymaking, which lays out the rationale for building capacity for science for policy, identifies key challenges, and presents EU and national policies, initiatives, instruments, and good practices in support of science for policy. The EEA's association was through its 2022-2023 coordination of the EU Agencies Network on Scientific Advice (EU-ANSA) and seized this opportunity to bring forward three considerations: the significance of evidence-based knowledge for sustainability transitions; the role of scientific publishing to help validate knowledge for action; and the importance of anticipatory science (Foresight as a support tool).

In this regard, the EEA is engaged in collaborations in the context of Horizon Europe (EU Missions, Partnerships, Lead Projects) with European Commission services and research and innovation organisations across Europe, as addressed by the EU French Presidency event on *'Sustainability Science for Major Environmental Transitions'*, last May, where EEA's Executive Director delivered a keynote speech.

1.6.4 Working with European neighbouring regions

EEA engagement with the European Neighbourhood Policy in 2022 was in close dialogue with DG ENV and with ongoing regional actions and international partner activities. The EEA took part in discussions about ongoing, regional EU-funded projects (EU4Climate, EU4Environment) and engaged in specific regional fora linked to digitalisation, circular economy, endorsement of an environment situation room with UNEP, access to information, and the 'Environment for Europe' assessment and process with UNECE. The EEA participated in the UNECE ninth 'Environment for Europe' Ministerial Conference in Nicosia, delivering a keynote speech in the plenary session on progress in environmental reporting since the first assessment (the Dobris assessment in 1995), and jointly

⁽⁶⁾ https://knowledge4policy.ec.europa.eu/file/staff-working-document-supporting-connecting-policymaking-member-states-scientific-research_en

participated in several side events with UNEP, UNECE, the Organisation for Economic Co-operation and Development (OECD) and partner countries.

Following a request from the European Commission, in late 2022, the EEA completed negotiations with DG NEAR and DG CLIMA regarding upcoming EEA engagement in supporting the Energy Community Treaty with the Eastern Neighbourhood partners (Georgia, Moldova and Ukraine) and the Western Balkans. The work on this workstream started in early 2023 and will run in parallel with EU Member State reporting on climate and energy.

Cooperation with the Southern Neighbourhood was instrumentalised through the UNEP/MAP–EEA joint work plan 2022-2030 and supported through a series of technical meetings to identify the scope and planned activities between the partners in support of the next joint assessment (report on sustainability gaps – planned for 2025).

Following Russia's invasion of Ukraine in February 2022, resulting in considerable environmental damage and destruction of infrastructure, in spring the EEA was invited to be part of a special task force coordinated at Commission level by DG ENV to bring together expertise and data for mapping the environmental impact of the war in Ukraine, supported by JRC and other Commission directorates-general or services.

1.6.5 EEA international engagement

In support of its international engagement, in 2022 the EEA adopted an internal international framework to guide implementation of the EEA-Eionet strategy 2021-2030, including guiding principles and key clusters of work priorities. EEA activities in the international context continue to be primarily aligned to support EU engagement with and promotion of EGD ambitions.

Throughout 2022, the EEA maintained its expert contributions to relevant international processes and events (in addition to the activities in Section 1.6.3), in close dialogue with the European Commission and in cooperation with international organisations. EEA contributions have focused on sharing its knowledge and information, while increasing the outreach of the Agency's work:

- The EEA continued to support preparation for the CBD COP15 and supported the EU team working on the monitoring framework for the post Kunming-Montreal global biodiversity framework (as EU lead negotiator). This involved attendance at United Nations expert workshops on the monitoring framework, held in Germany, and on COP15, held in Canada.
- The EEA continued to support the EU delegation in preparation for the United Nations Framework Convention on Climate Change COP27 (Egypt), where the EEA played a significant role in discussions related to greenhouse gas emission inventories, trends and projections.
- The EEA took part in the discussions on the preparations for a global legally binding agreement on plastics at an open-ended working group meeting in Senegal (online) and subsequent lead expert group meetings in preparing the EU's position on the scope and objectives of the first intergovernmental negotiating committee meeting in Uruguay in November 2022.
- The EEA participated as part of the EU delegation at initial meetings in addressing United Nations Environment Assembly resolutions on setting up a science-policy panel on chemicals, waste and pollution, and at lead expert group meetings in preparation for developing the seventh *Global environment outlook*.

- The EEA conducted bilateral meetings to explore synergies and potential areas of work aligned with EEA priorities, including with local Copenhagen representatives from UNEP, the United Nations Development Programme, the Copenhagen Climate Centre and the Global Commons Alliance.
- The EEA contributed to EU and global indicator-related processes, such as EU SDG reporting, OECD Working Party on Environmental Information, the United Nations Statistics Division Expert Group on Environment Statistics, the United Nations Inter-agency and Expert Group on SDG Indicators, the UNECE Joint Task Force on Environmental Indicators and the UNECE Working Group on Environmental Monitoring and Assessment.

1.6.6 Improving information delivery through the digitalisation framework

The EEA-Eionet digitalisation framework, adopted in 2021, sets out actions to be taken in the area over the coming years. A road map is used to monitor annual activities and record mid-year progress. The following main activities were undertaken in 2022:

- The last phase of migration to the co-location data centre was completed. Internet traffic now goes directly to the data centre instead of through the office. The EEA has replaced its previous telephone provider with a new one and has gone mobile only, with considerable savings in telephone costs. Further measures have been taken to increase cybersecurity, for example around multifactor authentication for EEA services.
- Reportnet 3 has been further developed to support a range of new data flows, especially from climate reporting and those migrated from Reportnet 2.
- The EEA has been working to further integrate its information platforms, in particular on metadata and common searches.
- Experimental projects in the areas of nature, water and noise reporting are exploring the use of artificial intelligence, and machine learning technologies continued to provide the EEA with options to implement these technologies into operational processes in the future.
- The EEA web presence project, including a new corporate website and a new data hub, was developed throughout the year and was released in spring 2023.
- A series of webinars for capacity building and information exchange on digitalisation sub-topics were held with Eionet and the Network of the Heads of Environmental Protection Agencies.
- After the Eionet core data flow review was concluded in 2021, the results were implemented throughout the year. The latest status on core data flows was published in June 2022 as the briefing [Eionet core data flows 2021](#).
- The Eionet collaboration tools 2.0 project has been evaluated, and implementation across the EEA, ETCs and Eionet will start in early 2023.

These key activities were supported by the implementation of the first elements of the learning and development programme to increase EEA staff's digital literacy. The focus is currently on e-learning options.

A set of reports on digitalisation activities on decarbonisation and climate change hazards were prepared to promote the co-creation of knowledge.

1.6.7 Support for Earth observation systems (Copernicus and Group on Earth Observations)

The activities delegated to the EEA are defined in the 2022 Copernicus work programme. For the new phase of Copernicus 2.0, the focus is on user uptake of the products because it should guide the evolution of the product portfolio, enabling the EEA to support the European Commission and Member States in the implementation of the EGD and the 8th EAP.

In the frame of cross-cutting access to in-situ data, within the new contribution agreement, the EEA continued to focus on three primary strands of activities: (1) maintenance of its overview of in-situ data; (2) improving access to in-situ data; and (3) creating partnerships with selected data providers. Hence, the signature of the partnership agreement with EuroGeographics for the provision of national mapping agencies' data for the benefit of the Copernicus Emergency Management Service, Land Monitoring Service and Services for Security should be highlighted.

Beyond the continuity of work on products from former years, the following milestones are emphasised:

- the production of the extended Corine Land Cover (CLC+ Core) database up to a functional prototype and the finalisation of its land cover data, i.e. CLC+ Backbone, in raster and vector formats;
- the publication of products (2017-2020) for the European Ground Motion Service, a mutualised service providing precision measurements to the nearest centimetre of ground movements based on Sentinel-1 interferometric synthetic aperture radar (inSAR) data;
- the continuation of the production of the two biophysical parameters included in the portfolio, i.e. a high-resolution service on vegetation phenology and productivity, providing information on the status of vegetation in Europe, and a high-resolution service on snow and ice coverage over Europe;
- the production of high-resolution layer (HRL) vegetated land cover characteristics, which will integrate former HRL Forest and HRL Grassland, and for the first time provide yearly crop type and agricultural patterns.

During 2022, the work under the EEA-DG RTD service-level agreement to support the work of the Group on Earth Observations (GEO) has continued, with the following key highlights:

- The EEA continues leading European contributions to GEO in the context of improving access to in-situ data for environmental and climate policies, including the implementation of activities underpinning GEO's in-situ data strategy.
- A number of showcases are being implemented in collaboration with thematic groups at the EEA, supporting access to in-situ data in the domain of climate adaptation in urban areas, damage and losses due to weather and climate extremes, ecosystem mapping and nature restoration.

As a result of the good spirit of collaboration and the results of this first service-level agreement, the Horizon Europe work programme 2023-2024 includes a provision for a new 3-year service-level agreement on 'Enhancing the access to in-situ Earth observation data in support of climate change adaptation policies and activities', which should start in 2024.

2 Management

2.1 Management Board and Scientific Committee

The main Bureau and Management Board discussions focused on the implementation of the EEA-Eionet strategy 2021-2030, including Eionet modernisation, preparations for the selection of the new executive director, preparations for the 2023 EEA-Eionet conferences, and work programme and budget planning for 2023 onwards. In June 2022, the Management Board designated an ETC on Biodiversity and Ecosystems 2023-2026. The Management Board also undertook a review of its operations to be implemented from 2023.

In 2022, the Management Board held three regular meetings, while the EEA Bureau met six times. In addition, the Management Board Advisory Committee to support the modernisation of Eionet, created early 2021, met several times during the year to discuss and guide the Eionet mapping process. The Management Board Advisory Committee's work came to an end in December 2022, and in December 2022 the Management Board held a dedicated workshop on the EEA-Eionet evaluation, covering the period 2017-2021.

The EEA Scientific Committee had a more active engagement in supporting EEA activities during 2022 when COVID-19 receded thereby allowing meetings and seminars to take place at EEA premises again. The committee provided its formal opinion on the Single Programming Document 2023-2025, reviewed and commented on a range of key EEA products, participated in recruitment processes for scientific staff and helped ensure links to the European research programme Horizon Europe, together with DG RTD and JRC.

The committee also supported EEA activities around emerging areas of knowledge development, such as strategic foresight and navigating an increasingly uncertain and complex world to achieve long-term EU policy ambitions. Seminars during 2022 explored how environmental knowledge can better support policy and broader societal actions in line with EU policy ambitions, how to enhance strategic dimensions of the EU's resilience to external shocks and novel ways of measuring progress towards sustainability. A new chair of the Scientific Committee was also elected in 2022.

2.2 Major developments

Under the recently adopted **European Climate Law** (Regulation (EU) 2021/1119), which enshrines in law the EU's climate neutrality objective set out in the EGD, the EEA now hosts the secretariat of the newly established **European Scientific Advisory Board on Climate Change**. The secretariat is composed of 10 temporary agents and four contract agents. The EEA is also supporting the reporting on progress towards climate neutrality and the monitoring and evaluation of progress on adaptation under the regulation. From 2022, the EEA's staff have been reinforced by two contract agents to provide such support.

Furthermore, in 2022, the EEA has continued to deliver the new tasks given to it in 2021 under the **8th EAP** legislation. This includes supporting new monitoring methods for real-world fuel consumption and emissions from light- and heavy-duty vehicles.

2.3 Budgetary and financial management

2.3.1 Budget performance

The EEA's approved budget for 2022 to deliver its work programme was reported in the Single Programming Document 2022-2024. In its consolidated annual activity report (CAAR), the EEA is required to report its performance in the management of the budget, specifically:

- any changes to the originally approved budget (amendments and transfers);
- implementation of budget appropriations against target;
- carry-over of amounts committed in 2022 but not paid by the year end;

The following information is also required to be reported:

- a summary of procurement procedures by type;
- any major commitments for actions extending for more than 1 financial year;
- any interest paid to suppliers for late payments.

2.3.2 Budget amendments and transfers

Three budget amendments were made during the course of 2022 as follows:

1. The first amendment in February was for two service-level agreements with DG CLIMA. The mission on adaption to climate change (Climate-ADAPT) is a 3-year agreement, with a budget of EUR2 million, for the development of a support system in the Climate-ADAPT platform, tailored to the needs of the mission. The LULUCF agreement, for 9 months and with a budget of EUR300,000, was established to give the EEA operational budget to support Member States upgrading their greenhouse gas inventories in advance of the new LULUCF Regulation, commencing in 2024.
2. The second amendment in June 2022 had two elements: (1) a further service-level agreement with DG CLIMA for the development of the first EUCRA with a budget of EUR1.8 million and a duration of 30 months; (2) the EEA's participation as consortium partner in new grant agreement under Horizon Europe (PARC), which continues the EEA's work under the previous HBM4EU initiative. The budgeted funding is EUR2.89 million over 84 months.
3. The third amendment in December 2022 comprised several elements. First, an amendment of EUR7.233 million decreased the approved 2022 budget for the Copernicus Contribution Agreement with the Directorate-General for Defence, Industry and Space to the actual pre-financing received. Second, the final calculation of the European Free Trade Association and Swiss contributions gave a net increase of EUR44,756. Third, two new 3-year delegation agreements with DG NEAR cover two actions: the first being the continuation of cooperation on the green agenda with the Western Balkans from the IPA 2020 agreement; and the second to commence tasks for the Energy Community. The budgets are EUR3.912 million funded by the IPA III and EUR1 million funded by the Neighbourhood, Development and International Cooperation Instrument.

Fourth, the budgets of several service-level agreements already in force were increased to the full budgets for each agreement: the Climate and Health Observatory agreement with DG SANTE by EUR805,000; the mainstreaming of

the Global Earth Observation System of Systems data (EuroGEO) agreement with DG RTD by EUR505,000; and the agreement with the Directorate-General for Regional and Urban Policy on support for the implementation of regional and urban environmental indicators and analysis by EUR891,000.

Last, the budget for the agreement with UNEP to deliver work for the International Resource Panel was increased by EUR70,000.

The total effect of all amendments is listed in Table 2.1.

Table 2.1 Revenue 2018-2022 (EUR)

Revenue	Original 2022 Budget	Budget amendments	Final 2022 budget
EU subvention	49,682,516	0	49,682,516
Third countries' contribution	6,154,505	44,756	6,199,261
Core revenue	55,837,021	44,756	55,881,777
Grant, contribution and service-level agreements	30,036,000	6,940,000	36,976,000
Total revenue	85,873,021	6,984,756	92,857,777

The Financial Regulation allows the executive director to make budget transfers between expenditure titles without needing to consult the Management Board, providing the cumulative transfers from each title do not exceed 10% of that title's original budget appropriation (Figure 2.1).

Figure 2.1 Transfers 2018-2022

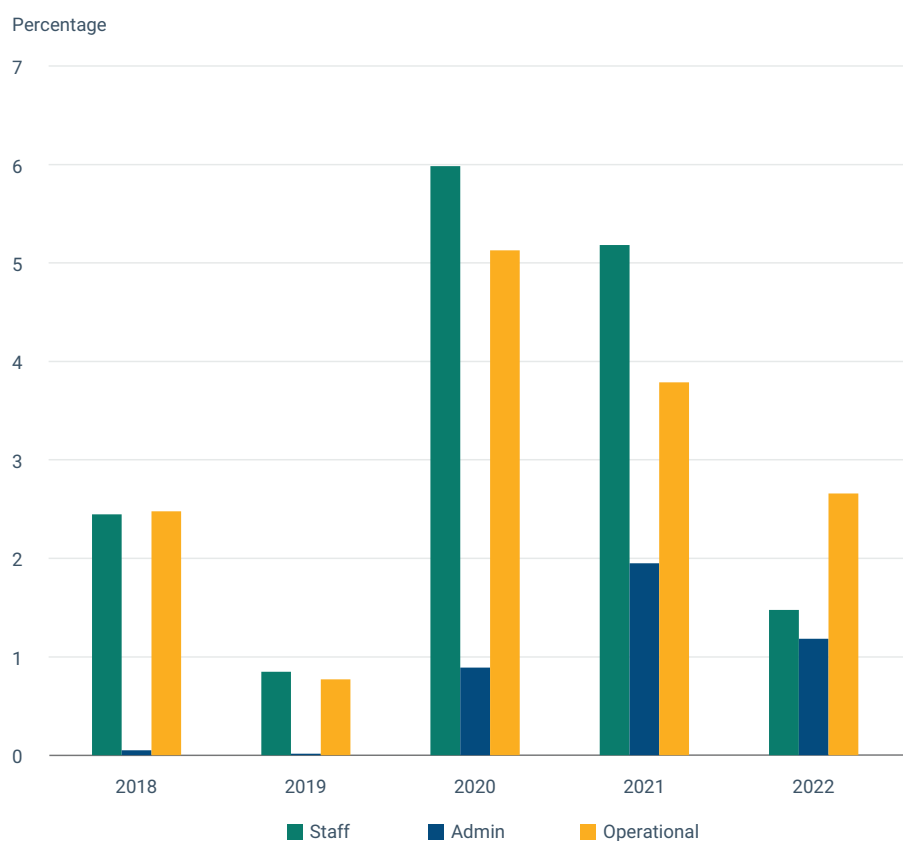


Table 2.2 Core expenditure 2018-2022 (EUR)

Core expenditure	Original 2022 budget	Budget amendments	Budget transfers	Final 2022 budget	Transfers as a percentage of original budget
Staff expenditure	32,784,614	44,756	483,723	33,313,093	1.5
Administrative expenditure	5,274,550		388,395	5,662,945	7.4
Operational	17,777,857		-872,118	16,905,739	-4.9
Core expenditure	55,837,021	44,756	0	55,881,777	

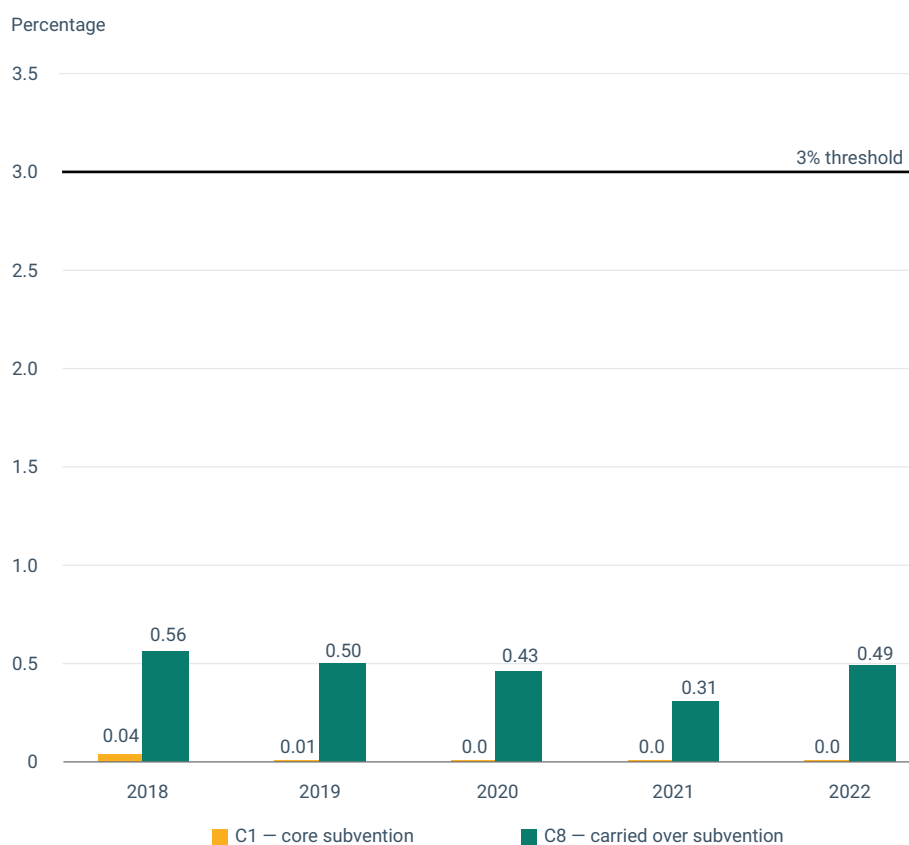
The budget transfers in 2022 were from Title 3 – Operational expenditure to Title 1 – Staff and Title 2 – Administrative expenditures, with the transfer from Title 3 being well within the 10% threshold. The transfer from Title 3 was necessary, primarily because actual salaries and allowances increased and administrative costs of rent, heating and electricity increased due to inflation. The salary needs in Title 1 were higher but offset a release of almost EUR0.5 million from the recruitment budget. Continued travel restrictions as a result of the COVID-19 pandemic in the first half of the year meant that most network meetings were held online, allowing budget to be transferred. The remaining funds transferred from Title 3 came from a rather equal split among the areas of work budgets. The transfer of EUR0.4 million to Title 2 allowed investment in the fourth phase of converting the EEA's office space in its main building, Kongens Nytorv 6, to an open-plan activity-based working space.

2.3.3 Budget implementation

Figure 2.2 shows the percentage of budget appropriations for the current year and appropriations carried forward from the previous year that were not implemented. The budget circular issued by the European Commission Directorate-General for Budget specifies that, to avoid penalties, the combined amounts not implemented should not exceed 3%.

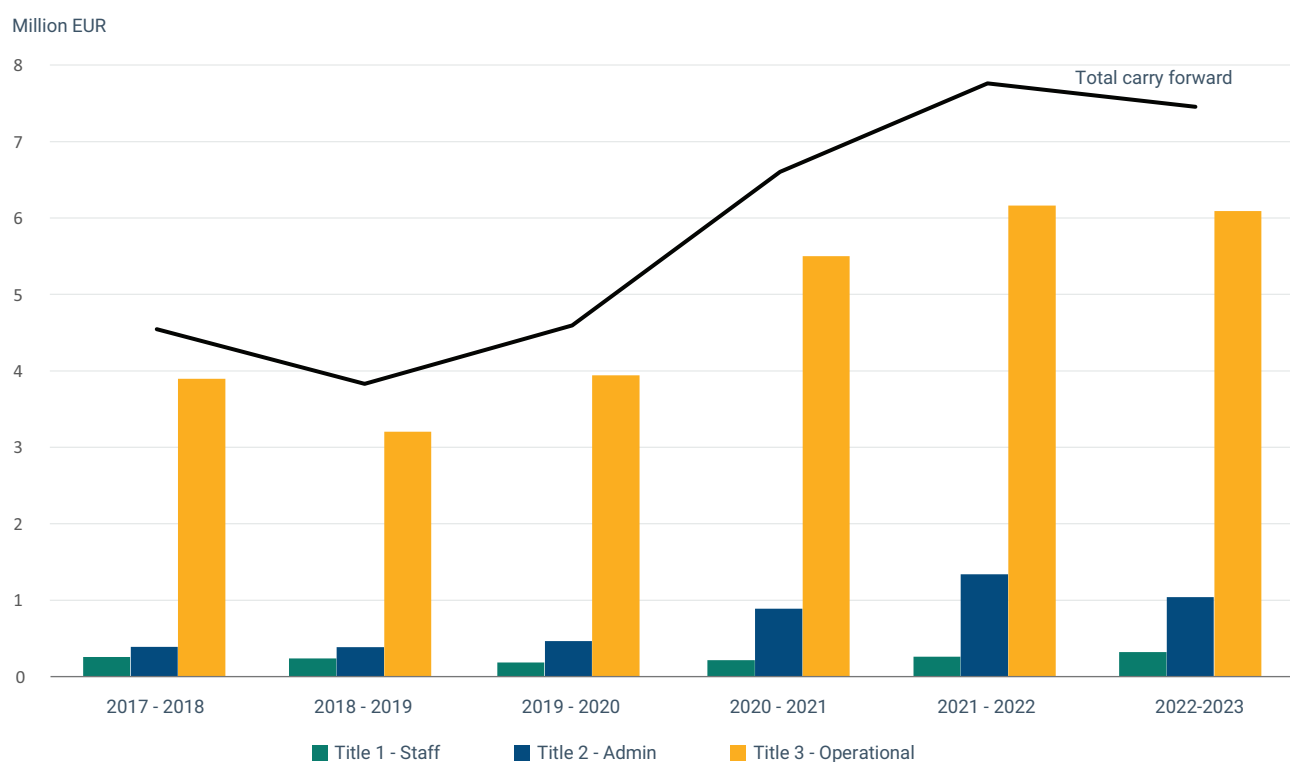
The EEA achieved excellent budget implementation in 2022, with cancelled appropriations well below the 3% threshold. Full implementation of C1 budget appropriations was achieved (100% implementation). The cancellation of C8 appropriations carried over from 2021 totalled EUR250,600. Of this, EUR168,897 was from Title 3, the largest amount from the settlement of the final cost statements of three ETCs. The other cancellations were small amounts across a number of budget lines in Title 1 (EUR26,662) and Title 2 (EUR55,040).

Figure 2.2 Budget outturn: loss on core subvention 2018-2022 (%)



2.3.4 Carry-forward

Figure 2.3 Carry-forward development 2018-2023: core funds



The largest amount in the Title 3 carry-forward is EUR2.7 million for the ETCs; their work programme reports and final cost statements were submitted, verified and paid in the first half of 2022. The carry-forward also contains information technology (IT), communications and areas of work expenditure that were ordered in 2022 but have not yet been paid for. The increase in the Title 3 carry-forward is for IT expenditure; the additional investments from the budget transfers were made in the latter part of the year and therefore still needed to be completed and paid for. The Title 2 carry-forward was primarily for the fourth phase of conversions to the open-plan activity-based working space, which are ongoing and anticipated to be completed in 2024.

2.3.5 Procurement procedures

The 2022 procurement plan, attached as Annex 13 to the Single Programming Document 2022-2024, adopted by the EEA's Management Board on 9 December 2021, anticipated the implementation of the following procurement procedures (Figures 2.4 and 2.5).

Figure 2.4 Core revenue: 25 procedures

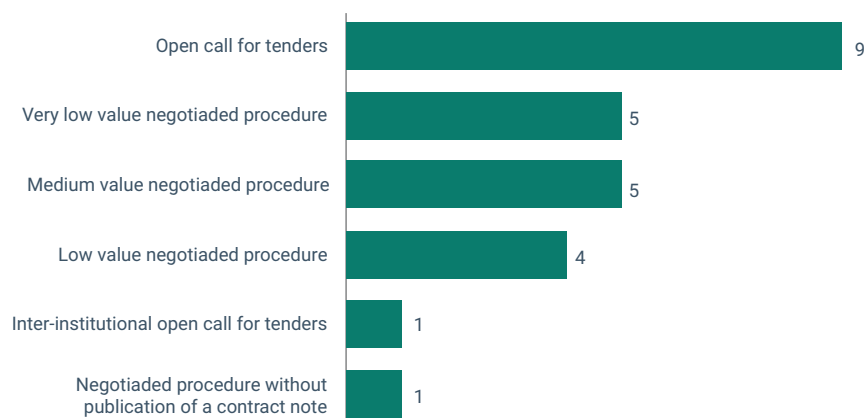
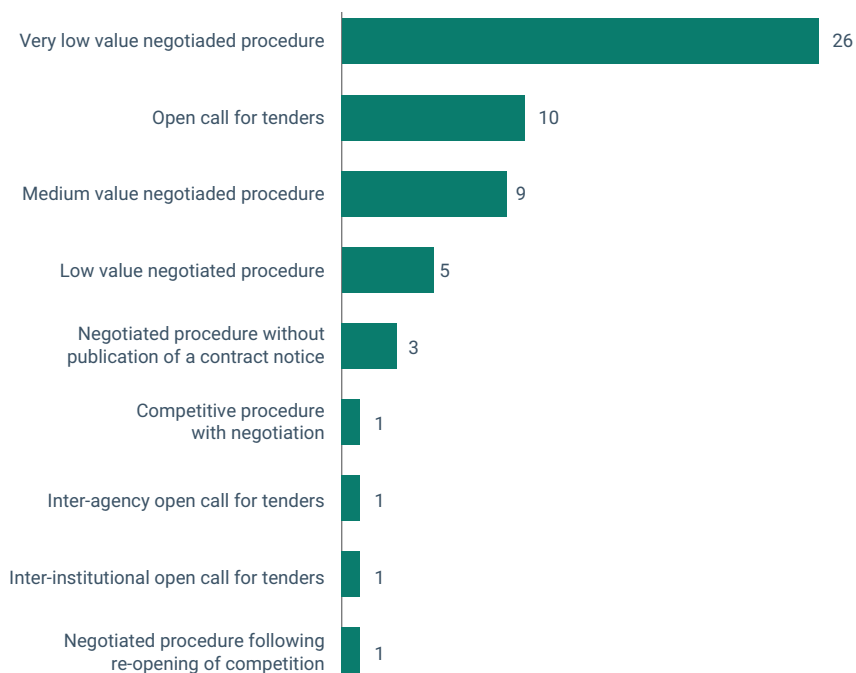
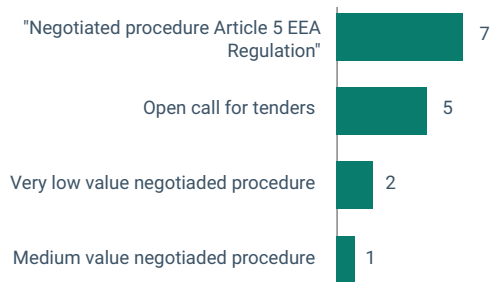


Figure 2.5 External assigned revenue: 8 procedures



The amended version of the 2022 procurement plan, which reflects the actual procurement needs, was approved by the EEA's Bureau through written procedure EEA BU/WP/2022/08 on 16 December 2022.

By 31 December 2022, the actual procurement procedures implemented by the EEA were as shown in Figures 2.6 and 2.7.

Figure 2.6 Core revenue: 57 procedures**Figure 2.7 External assigned revenue: 15 procedures**

The increased number of procedures for the implementation of the core revenue stems from various factors: in some cases, the initial tendering procedure was unsuccessful, resulting in the need to launch a new procedure; in others, various tendering procedures anticipated to be carried out in the course of 2023 were actually brought forward and launched in 2022 to respond to imminent needs entailed by either earlier consumption of the budget on existing framework contracts or additional needs under ongoing activities (e.g. the refurbishment of the Agency's premises), or other additional needs.

2.3.6 Negotiated procedures carried out in 2022 under point 11.1 of Annex I to the Financial Regulation

Pursuant to Article 74(10) of Regulation (EU, Euratom) No 2018/1046 of the European Parliament and of the Council of 18 July 2018 (the 'Financial Regulation'), the authorising officer shall record, for each financial year, contracts concluded by negotiated procedures in accordance with point 11.1(a)-(f) of Annex I to the Financial Regulation.

If the proportion of negotiated procedures in relation to the number of contracts awarded by the authorising officer increases significantly in relation to previous years, the authorising officer is to report to the Management Board, setting out any measures taken to reverse the trend. Tables 2.3 and 2.4 show the EEA's negotiated procedures in 2022.

Table 2.3 Negotiated procedures under point 11.1 of Annex I to the Financial Regulation carried out in 2022

Fund source	Subject of the contract	Budget (EUR)	Type of contract	Legal basis
Core revenue	Provision of training and coaching on public speaking and writing	125,000	Framework service contract	Point 11.1(b)(iii) Annex I to the Financial Regulation ^(a)
	Additional deliveries of office furniture to the EEA	250,000	Amendment to framework contract	Point 11.1(f)(i) Annex I to the Financial Regulation ^(b)
	Access and use of CATDAT data	58,400	Framework service contract	Point 11.1(b)(ii) Annex I to the Financial Regulation ^(a)

Notes: ^(a) Artistic/technical reasons or exclusive rights or technical monopoly/captive market.

^(b) Supplies of additional deliveries.

Table 2.4 Negotiated procedures under point 11.1 of Annex I to the Financial Regulation carried out in the last 5 years

Procurement procedure	2018	2019	2020	2021	Average	2022
Total number of contracts awarded by the EEA authorising officers	35	29	57	59	45	60
Number of contracts resulting from negotiated procedures under point 11.1 of Annex I to the Financial Regulation	2	1	4	5	3	3
Proportion (%)	5.71	3.45	7.02	8.47	6.67	5

The proportion of negotiated procedures under point 11.1 of Annex I to the Financial Regulation in relation to the number of contracts awarded by the authorising officers decreased in 2022 compared with 2021 and 2020.

2.4 Delegation and sub-delegation

Article 41 of the EEA's Financial Regulation entitles the director to delegate the powers of budget execution and for these to be sub-delegated. Powers to execute each type of expenditure are delegated to a head of programme, with the head of administration receiving delegation for all types of expenditure. Sub-delegation, limited to only the approval of payments for certain expenditure, is given to heads of group in the administration programme and the head of group for the secretariat of the Scientific Advisory Board for Climate Change.

The delegations are valid for the calendar year, and they are renewed at the beginning of each year, prior to the EEA's budget and finance system (ABAC) being opened for that year.

The delegations and access rights are audited by the EEA's internal audit capability. In 2022, no significant weaknesses were identified.

2.5 Human resource management

2.5.1 Brief description of the major human resource developments

After the EEA received an increase in its establishment table in 2020 for the first time since 2013, a significant increase followed in 2021 and 2022, making a total of 150 approved posts. Despite certain constraints due to the pandemic and lack of support staff, the EEA was able to fill 98% of the approved posts (this is complemented by 86 contract agents and 20 seconded national experts; see Annex 4 for more detail).

2.5.2 Implementing rules adopted in 2022

No implementing rules were adopted by the EEA in 2022.

2.5.3 Brief description of the results of the screening/benchmarking exercise

The EEA has been carrying out an annual screening/benchmarking exercise since 2015, in accordance with the guidelines that were agreed by the EU agencies in their working group on a joint agency approach.

Following the austerity measures laid down in the multiannual financial framework, the EEA experienced a reduction in the numbers of support staff between 2014 and 2018. Since then, the Agency has been given additional new tasks and a significant increase in only operational staff. Consequently, the ratio of staff dedicated to operational activities has increased to approximately 85% (from 80%) and, as a consequence, the proportion of support staff has been reduced to 15%.

For additional information on human resource management, please see Annex 4.

2.6 Strategy for efficiency gains

In line with the approach in recent years, in 2022, the EEA has continued to pursue efficiency gains through sharing services with the European Commission, other EU agencies, and the EU Agencies Network (EUAN) – Shared Support Office in Brussels. Following this practice, the EEA pursued joint procurement with the Commission services and EUAN, either by procuring and leading on framework contracts that are also used by the Commission and other agencies or by using framework contracts led by others.

The Agency also uses a variety of Commission services (e.g. payroll, IT security) and systems (e.g. ABAC, Sysper, Ares, e-Prior). This aligns with efficiency gains linked to increased use of electronic tools to support administration processes (in procurement, finance and human resources) in the post-COVID-19 period. In response to the pandemic restrictions, the EEA has been using online recruitment, supported by the implementation of a recruitment platform (Systal), which allowed it to complete a large number of recruitment procedures in both 2021 and 2022, giving a low vacancy rate at the year end.

Furthermore, the EEA's continued move to activity-based working – also influenced by the COVID-19 pandemic – has contributed to efficiency gains in the dynamic and flexible use of the refurbished office space, in addition to the extended possibility of teleworking for EEA staff.

2.7 Assessment of audit and ex-post evaluation results during the reporting year

2.7.1 Assessment of audit results

The European Court of Auditors (ECA) report on the EEA's annual accounts for the financial year 2021⁽⁷⁾ was published in October 2022 and expressed an unqualified opinion on the reliability of the accounts and an unqualified opinion on the legality and regularity of the transactions underlying the accounts. All recommendations from previous years are closed. The next audit of the EEA's annual accounts will examine the 2022 financial year. It started with a preliminary desk review in October 2022, and the fieldwork took place at the beginning of February 2023.

In line with the strategic internal audit plan for the EEA for the period 2022-2024, the Internal Audit Service (IAS) has carried out an audit on IT governance and project management (related to IT). The final report will be dealt with in 2023.

The EEA's engagement with research projects on chemicals has yielded results that serve the Agency's core tasks on chemicals. As a partner in [HBM4EU](#), the EEA was involved in steering knowledge production to serve policy needs, ensuring the production of indicators on human exposure to chemicals that were used in the *Zero pollution monitoring assessment* and delivering data to IPCHEM. Under PARC, the EEA co-led the prioritisation of research, together with ECHA and the European Food Safety Authority, and promoted work to deliver evidence to support the chemicals strategy for sustainability. The EEA played a role in ensuring coherence across PARC work on making chemicals safe and sustainable by design and DG RTD's work in this area.

2.7.2 Ex-post evaluation

Between 2016 and 2018, the European Commission carried out an evaluation of the EEA and Eionet, including the Founding Regulation. The evaluation covered the period from mid-2012 to the end of 2016 and took into account the previous evaluations of the Agency (such as that from April 2013). The evaluation followed the better regulation guidelines and thus included an analysis of five main themes: effectiveness, efficiency, relevance, coherence and added value for the EU.

The overall conclusion of the evaluation was that the EEA and Eionet fulfil the main objectives set out by the Founding Regulation. The evaluation found that the EEA and Eionet continue to be relevant and provide added value for the EU by implementing the multiannual work programmes in a largely effective, efficient and coherent way.

The evaluation recognised that Eionet is a unique network that provides essential environment and climate expertise in many areas and contributes to the efficiency of the EEA's work. There was margin for improvement in the information provided on Eionet activities, clarification of its role and increased visibility of the value added by the various Eionet components and how these interact with the EEA and the Commission services, notably in the area of reporting.

The EEA and Eionet were seen as essential data providers, both for the Commission and for EEA member countries. Although data collection was seen as working efficiently in all climate and many environmental fields, they did not always fully benefit from new technologies, such as Copernicus. The evaluation identified that these additional requests demonstrate recognition that the EEA and its

⁽⁷⁾ <https://www.eca.europa.eu/en/Pages/DocItem.aspx?did=%7bb72375E3-B0E0-467A-AB50-55536ACAC4DE%7d>

network provide unique value for money. While additional but temporary resources accompanied some of these specific requests, the EEA had to adjust to a nominal freezing of the EU core subsidy and corresponding reduction in human resources, in line with the Commission policy for decentralised agencies.

The evaluation further concluded that the EEA has proved to be reliable in providing the information necessary to support EU policymaking and has adapted very well to new EU policy developments. The evaluation also noted that these accomplishments had been achieved against a backdrop of decreasing staff resources and increasing demand from the Commission to support new legislation on the environment and the climate and to support Copernicus.

The conclusions of the evaluation, and the recommendations of the Management Board thereupon, are being addressed by the EEA in its ongoing planning and, moreover, in the formulation of the EEA strategy to cover the period 2021-2030.

2.8 Follow-up of recommendations and action plans for audits and evaluations

There were no ECA recommendations to be addressed during 2022.

As for the IAS, the implementation of one important recommendation issued in the context of the project finance audit it performed is still pending. This recommendation touched on project management. It has been decided to address it while looking at project management principles to be applied at corporate level, instead of defining standards to be limited to project-financed actions. Meanwhile, the risk identified in the audit is accepted and temporarily mitigated by using the management plan system, which helps in monitoring the project financed actions.

2.9 Follow-up of observations from the discharge authority

The discharge process involves (interchangeably) the European Parliament and the European Council. Concerning the discharge process in respect of the implementation of the EEA's budget for the financial year 2020, the European Parliament and the following committees were involved.

In January 2022, the European Parliament's Committee on Environment, Public Health and Food Safety provided its opinion to the European Parliament's Committee on Budgetary Control. The latter committee's opinion was finalised on 31 March 2022.

COREPER II (Committee of the Permanent Representatives of the Governments of the Member States to the European Union), which is the Council's main preparatory body, recommended on 28 February 2022 that the European Parliament grant the discharge of the implementation of the budget for the financial year 2020 to the EEA.

Based on the above, the final opinion was adopted by the European Parliament in its plenary session on 4 May 2022.

The EEA prepared a response to the discharge: *Report of the executive director to the discharge authority on measures taken in the light of the discharge authority's recommendations of 2020 in accordance with Article 107(2) of the Framework Financial Regulation.*

2.10 Environmental management

An accredited Eco-Management and Audit Scheme (EMAS) environmental verifier has verified and validated the EEA's full compliance⁽⁸⁾ with the EMAS Regulation and declared on 10 August 2022 that the data and information of the *EEA environmental statement 2021*⁽⁹⁾ reflects a reliable, credible and correct image of the EEA's activities and environmental improvements. Subsequently, in September 2022, the EMAS registration for the EEA was successfully extended⁽¹⁰⁾ by a competent body under EMAS for another year.

For further details of the EEA's environmental management, see Annex 7.

2.11 Assessment by management

The CAAR 2022 describes the delivery of a work programme (Single Programming Document 2022-2024). Overall, the EEA has delivered well and achieved what it had set out to do by exceeding the expectations set out by the KPIs.

It is the EEA management's assessment that the underlying factors ensuring the long-term performance of the organisation are sound and functioning well. Following the logic of the constituent elements of this report (achievements, management and internal control systems), the EEA has delivered a satisfactory result in 2022, given the risks and challenges the organisation has had to manage.

The EEA will continue to strive for continuous improvement in order to bring added value to all its stakeholders.

⁽⁸⁾ https://www.eea.europa.eu/about-us/emas/verification-certificate_dk012577-3-eea-emas/view

⁽⁹⁾ <https://www.eea.europa.eu/publications/environmental-statement-report>

⁽¹⁰⁾ <https://www.eea.europa.eu/about-us/emas/emas-registration-certifikat-eea-2022/view>

3 Assessment of the effectiveness of the internal control systems

3.1 Effectiveness of internal control systems

The assessment of the effectiveness of internal control systems covers all principles of the EEA internal control framework. All principles adopted by the Management Board in 2017 are reviewed in the light of the evidence collected to demonstrate that the controls are effective.

An important corporate document developed in line with the internal control framework is the EEA anti-fraud strategy. A revised version was adopted in 2022 by the Management Board.

In 2022, the EEA continued to work on the structural changes in its ways of working launched in 2021. Once the changes are in place, full attention will be given to updating the documentation of procedures, which will remedy the weaknesses identified in Table 3.1.

Table 3.1 EEA internal control framework

	EEA internal control framework component	EEA internal control framework adoption by Management Board, December 2017	Assessment
7	Risk management	The EEA identifies risks to the achievement of its objectives across the organisation and analyses risks as a basis for determining how the risks should be managed.	Partially compliant: risks are followed up at agency level with the annual risk assessment exercise and for specific projects to determine mitigating actions. However, the more systematic identification, assessment and follow-up of risks at project group level through the management plan system has been limited.
10	Control activities	<p>The EEA selects and develops control activities that contribute to the mitigation of risks to achieving objectives to acceptable levels.</p> <p>Characteristics:</p> <p>Control activities are integrated in EEA internal control systems. These include a variety of checks, such as supervision arrangements, and where appropriate should include a balance of approaches to mitigate risks, considering manual and automated controls, and preventive and detective controls.</p> <p>Business continuity plans based on a business impact analysis following corporate guidance are in place, up to date and are used by trained staff to ensure that the EEA is able to continue working to the extent possible in the event of a major disruption. Where necessary, business continuity plans must include coordinated and agreed disaster recovery plans for time-sensitive supporting infrastructure (e.g. IT systems).</p>	<p>Partially compliant: control activities to mitigate risks related to certain objectives are outdated given structural changes in 2022.</p> <p>The ETC verification policy and the policy for grants are outdated given the change in the verification structure put in place in 2022.</p> <p>A business continuity plan has been developed since 2011 and was updated in 2015. The annexes were reviewed in 2017 and were used effectively and efficiently to organise work at the start of the COVID-19 crisis in March 2020 and during 2021.</p> <p>However, business continuity plan measures are now scattered through many different documents according to domain (IT, human resources) and the core plan has not been updated to reflect the new ways of working.</p>

3.1.1 Costs and benefits of controls

A requirement in the CAAR guidelines is that agencies report on the balance between the effectiveness (including benefits), efficiency and economy of controls.

The EEA's controls are essential to ensure its legal compliance, application of sound financial management and protection of its reputation in the performance of its work programme and other activities. The benefits of its controls have been demonstrated through the following:

- the ECA consistently expressing an unqualified opinion on the reliability of the accounts and an unqualified opinion on the legality and regularity of the transactions underlying the accounts;
- the relatively few observations made by the ECA, the IAS and other auditors, and the prompt action the EEA has taken in addressing the recommendations accompanying these observations, thereby reducing the risks;
- the relatively few exceptions registered, which are reported to the Management Board in a timely manner;
- the EEA's timely and accurate payment of its suppliers;
- the EEA's very high budget execution in recent years.

The ex-post evaluations of the EEA (see Section 2.7) found that the EEA's support activities, which include control activities, are performed efficiently and effectively.

For calculating and reporting the costs of controls, the EEA has used an informal guideline developed by the Internal Control Working Group of the Performance Development Network, which is a sub-network of EUAN. This guideline has taken inspiration from the approach used by the European Commission. The guidance focuses on the cost of controls regarding budget implementation, especially on the control objective for the legality and regularity of the underlying transactions. Non-spending activities, such as IT security, are not addressed.

The cost of controls is split by the main control systems.

Table 3.2 Estimated costs of control for 2022

Relevant control system	Ex-ante controls			Ex-post controls		Total	
	Title	Funds managed	Estimated cost of controls	Ratio (%)	Estimated cost of controls	Ratio (%)	Estimated cost of controls
Salaries and allowances	31,651,000	72,000	0.2	297,000	0.9	369,000	1.2
Travel and meetings	1,301,000	129,000	9.9	12,000	0.9	141,000	10.8
Procurement	13,952,000	918,000	6.6	131,000	0.9	1,049,000	7.5
Grants (ETCs)	8,978,000	145,000	1.6	84,000	0.9	229,000	2.6
Total (EUR)	55,882,000	1,264,000	2.3	524,000	0.9	1,788	3.2

Note: Travel and meetings includes all funds administered by Travel Service, including missions, staff travel on training, Eionet and expert meetings, and meetings and reimbursements for the Management Board, Scientific Committee and the European Scientific Advisory Board on Climate Change.

The main cost reported is the time spent by finance, accounting, procurement, human resources and operational staff performing the relevant controls and includes purchased audit services for ETC cost statement verification (ex-ante) and the audit of the annual accounts (ex-post).

3.1.2 Conclusions of assessment of internal control systems

The assessment of the EEA's internal control systems shows that some principles for which the EEA was compliant in 2021 are now partially compliant. During 2022 the EEA worked on adapting its ways of working for certain activities, and it needs to implement the changes fully before it can update the corresponding procedures and policies. In the context of changing ways of working that continue to impact organisational structures, the EEA will work on adapting new procedures to ensure full compliance with all internal control components.

3.2 Statement of the manager in charge of risk management and internal control

I, the undersigned,

Head of Administration within the European Environment Agency,

In my capacity as Head of Administration, I declare that, in accordance with the European Environment Agency's internal control framework, I have reported my advice and recommendations on the overall state of internal control in the European Environment Agency to the Executive Director.

I hereby certify that the information provided in the present consolidated annual activity report and in its annexes is, to the best of my knowledge, accurate, reliable and complete.

Signed in Copenhagen, 22 May 2023

Søren Brostrup Nielsen

4 Management assurance

4.1 Review of elements supporting assurance

4.1.1 Brief description of the building blocks of assurance

The information reported in Chapters 2 and 3 stems from the results of the work undertaken by management and audits. Audit reports result from a systematic analysis of the evidence available and cover only a part of the EEA's many core activities. Furthermore, different audit capacities (the EEA internal audit capability, the IAS and the ECA) cover different areas, and therefore, between them and the internal controls in the EEA, ensure a comprehensive basis for assurance.

This approach provides sufficient guarantees of the completeness and reliability of the information reported, and results in exhaustive scrutiny of the budget delegated to the executive director.

In conclusion:

- There were no reservations listed in the previous years' annual activity reports.
- All recommendations of the Internal Audit Service issued in relation to audits finalised in previous years have been closed.
- The EEA had not received final observations from the ECA at the date of publication of this report.
- There are no open observations from the European Parliament.

4.1.2 Summary analysis of the conclusions of any significant weaknesses reported in Chapters 2 and 3 and an assessment of their combined impact on the declaration of assurance

Taking the above into consideration, no weaknesses were identified with regard to the financial management of appropriations within the EEA, and so no reservations are made in this context in the declaration.

4.2 Reservations

No significant weaknesses have been identified and there are no formal reservations.

5 Declaration of assurance

I, the undersigned, Executive Director of the European Environment Agency,

In my capacity as authorising officer,

Declare that the information contained in this report gives a true and fair view.

State that I have reasonable assurance that the resources assigned to the activities described in this report have been used for their intended purpose and in accordance with the principles of sound financial management, and that the control procedures put in place give the necessary guarantees concerning the legality and regularity of the underlying transactions.

This reasonable assurance is based on my own judgement and on the information at my disposal, such as the results of the self-assessment, ex post controls, the work of the Internal Audit Service, the work of the internal audit capability and the lessons learnt from the reports of the European Court of Auditors for years prior to the year of this declaration.

Confirm that I am not aware of anything not reported here that could harm the interests of the European Environment Agency.

Signed in Copenhagen, 22 May 2023

Hans Bruyninckx

Annex 1 Core business statistics

For details and analysis of the KPIs for 2022, please refer to Chapter 1.

Annex 2 Statistics on financial management

Annex 2 provides additional financial statistics requiring disclosure, which have not already been provided in Section 2.3.

Indication of commitments for actions that will extend for more than 1 financial year; major items (greater than EUR500,000) only

Nothing to report.

Information on interest charged by suppliers through late payments (>30 days late)

All payments in 2022 were made within the deadlines set by the Financial Regulation. However, some contractors have shorter payment terms and some payments (0.5% of the total) were made later than their terms but without any interest charges being paid.

Budgetary outturn for 2022

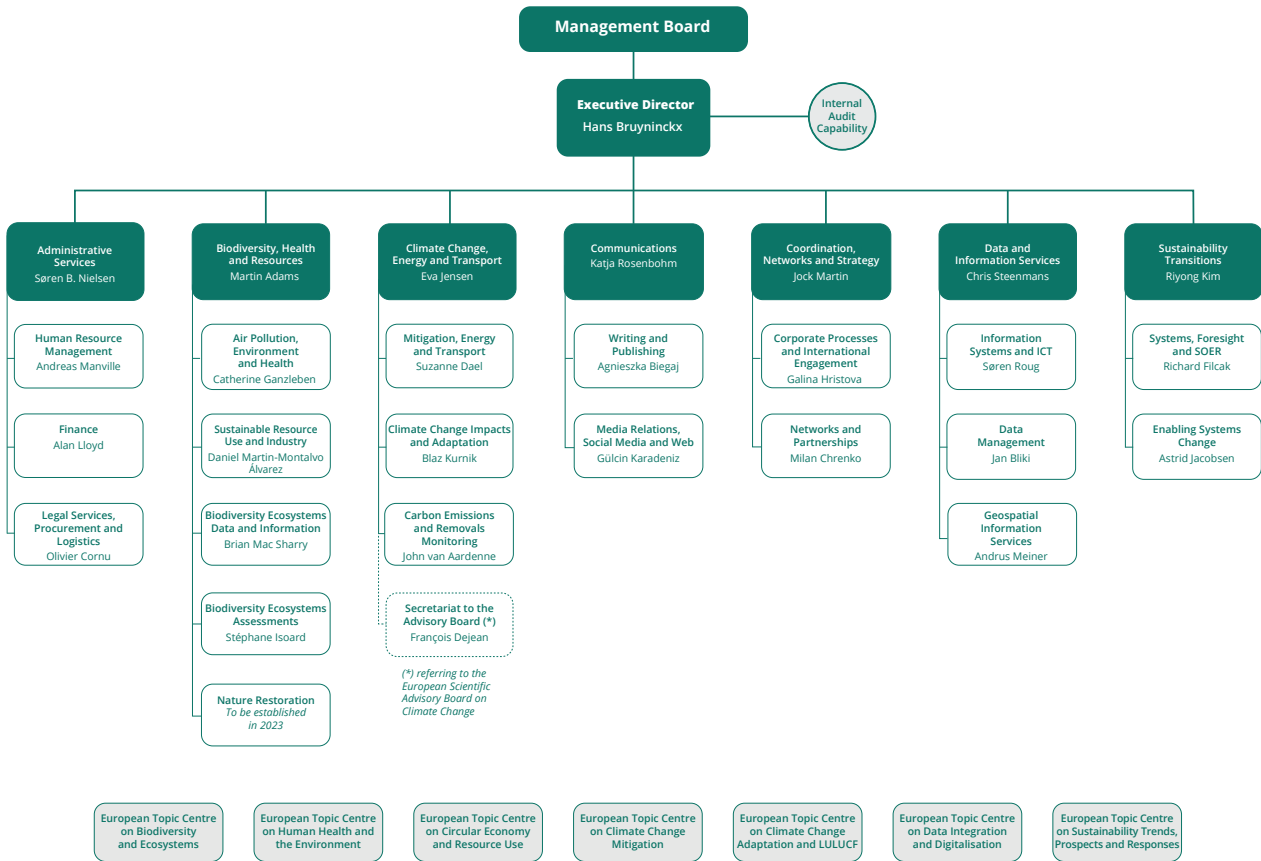
A positive budgetary outturn is to be reimbursed to the Commission. The positive outturn for 2022, exactly EUR251,873, comprises the following components:

- cancellation of the current year's appropriations (C1 funds) that were not committed amounted to EUR66, much lower than in the previous year (EUR337);
- cancellation of unused payment appropriations carried over from the previous year (C8 funds) amounted to EUR250,600, which was higher than in the year before (EUR160,082);
- exchange rate differences, as reported in Table A2.1.

Table A2.1 Budgetary outturn for 2020-2022

Budget outturn	2020	2021	2022
Reserve from the previous years' surplus (+)			
Revenue actually received (+)	61,169,120	66,608,472	85,374,306
Payments made (-)	-64,118,346	-57,559,461	-64,607,077
Carry-over of appropriations (-)	-27,834,239	-28,102,672	-36,737,126
Cancellation of appropriations carried over (+)	203,867	160,082	250,600
Adjustment for carry-over of assigned revenue appropriation from previous year (+)	30,805,060	21,230,293	15,986,712
Exchange rate differences (+/-)	9,700	-4,218	-15,543
Adjustment for negative balance from previous year (-)		-2,160,873	
Total	235,162	171,623	251,873

Annex 3 EEA organisational chart



Note: The chart presents the EEA's organisation on 1 January 2023.

Annex 4 Establishment plan and additional information on human resource management

Table A4.1 EEA statutory staff and seconded national experts: 2022

Human resources	Authorised budget	Actually filled as of 31 December 2022	Occupancy rate (%)
Administrator	90	88	97.8
Assistant	60	58	96.7
Assistant/secretary	0	0	
Establishment plan post	150	146	97.3
Contract agents	86	84	97.7
Seconded national expert	20	13	65.0
Total staff	256	243	94.9

Table A4.2 EEA establishment table: 2022

Function group and grade	Amended budget		Actually filled as of 31 December 2022	
	Permanent posts	Temporary posts	Permanent posts	Temporary posts
AD 16				
AD 15		1		1
AD 14		2		
AD 13	1	6		3
AD 12		16	1	2
AD 11		10		9
AD 10		11		15
AD 9		9		10
AD 8		6		5
AD 7		11		18
AD 6		17		24
AD 5				
AD total	1	89	1	87
AST 11		2		
AST 10	1	5	1	2
AST 9	2	11	1	5
AST 8		11		7
AST 7		11		5
AST 6		10		13
AST 5		7		10
AST 4				8
AST 3				5
AST 2				1

Table A4.2 EEA establishment table: 2022 (cont.)

Function group and grade	Amended budget		Actually filled as of 31 December 2022	
	Permanent posts	Temporary posts	Permanent posts	Temporary posts
AST 1				
AST total	3	57	2	56
Total	4	146	3	143
Grand total		150		146

Note: AD, administrator; AST, assistant.

Table A4.3 EEA contract agents and seconded national experts: 2022

Contract agents	2022 authorised	Recruited as of 31 December 2022
Function Group IV	64	67
Function Group III	11	11
Function Group II	11	6
Function Group I		
Total	86	84

Seconded national experts	2022 authorised	Recruited as of 31 December 2022
Total	20	13

Table A4.4 Additional staff financed from grant, contribution or service-level agreements

Contract agents per agreement	Partner Directorate-General	2022 authorised
HBM4EU	RTD	2
PARC	RTD	
Copernicus Contribution Agreement	DEFIS	12
IPA 2020	NEAR	1
EuroGEO	RTD	2
Climate and Health Observatory	SANTE	1
Regional and urban environmental indicators	REGIO	2
Mission on adaption to climate change	CLIMA	3
EUCRA	CLIMA	2
EEA-Eurostat cooperation	ESTAT	
Total (Function Group IV)		26

Note: EuroGEO, European Association of Geographers.

Table A4.5 Entry level per key function for establishment plan posts

Key function – general^(a)	Type of contract (official, TA or CA) Function group; grade of recruitment (or bottom of the brackets if published in brackets)
Executive Director (level 1)	TA AD14
Head of Programme (level 2)	Official/TA AD11
Head of Group (level 3) ^(b)	Official/TA From AD6/AST6
Expert	Official/TA/CA From AD6/FGIV
Officer	Official/TA/CA From AST3/FGIII
Assistant	Official/TA/CA From AST1/FGII
Key function – example	Type of contract (official, TA or CA) Function group; grade of recruitment (or bottom of the brackets if published in brackets)
Head of Programme 'Administrative Services' (level 2)	Official/TA AD11
Head of Group 'Human Resource Management' (level 3)	Official/TA From AD6/AST6
Head of Group 'Finance' (level 3)	Official/TA From AD6/AST6
Head of Group 'Legal Services, Procurement and Logistics' (level 3)	Official/TA From AD6/AST6
Head of Programme 'Communications' (level 2)	TA AD11
Head of Programme 'Data and Information Services' (level 2)	TA AD11
Head of Group 'Information Systems and ICT' (level 3)	TA From AD6/AST6
Expert – Data Protection	Official/TA From AD6
Expert – Accountant	Official/TA From AD8
Expert – Internal Audit Capability	Official/TA From AD8

Notes: AD, administrator; AST, assistant; CA, contract agent; TA, temporary agent.

^(a) The text in bold indicates official EEA title.

^(b) Excluded from management allowance.

Annex 5 Human and financial resources by activity

The EEA has defined new activities under its strategy for 2021-2030.

The staff time and operational costs reported in Figures A5.1 and A5.2 are to deliver the EEA's annual work programme, and they exclude staff time and budget to deliver project-financed actions funded by grant, contribution and service-level agreements.

The allocation includes a proportional allocation of support, management, governance and administration activities and resources.

Figure A5.1 Staff time in 2022 by strategic activity

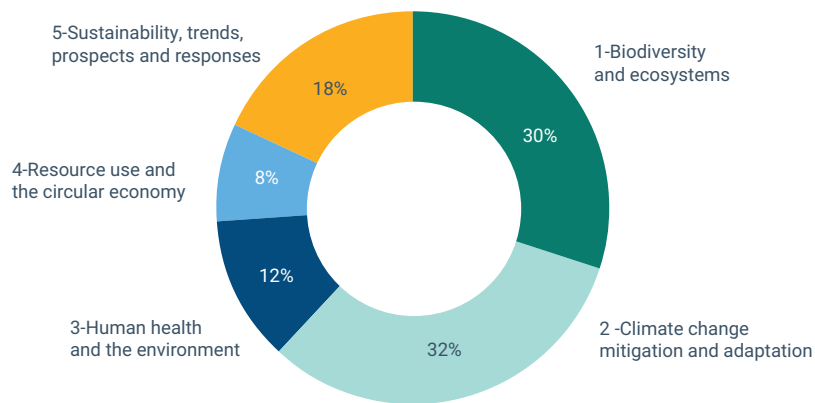
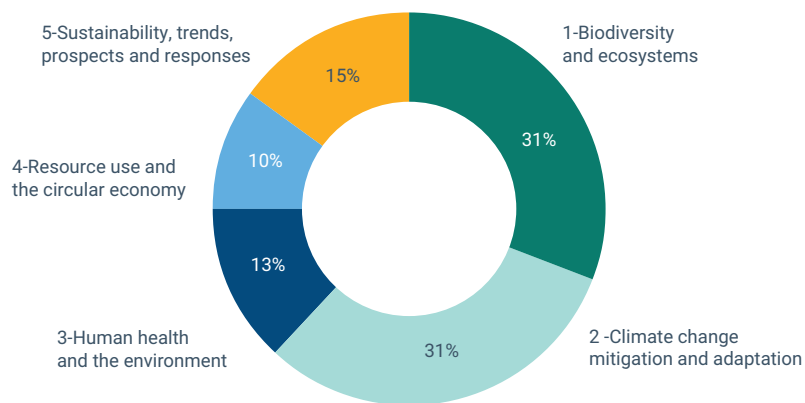


Figure A5.2 Operational costs 2022 execution by strategic activity



Annex 6 Contribution, grant and service-level agreements, and financial framework partnership agreements

General information						Financial and human resources information		
Agreements in force	Start date	Total amount (EUR)	Duration (months)	Counterpart	Short description	2021	2022	
Grant agreements								
HBM4EU	January 2017	2,000,000	66	DG RTD	Human biomonitoring initiative in a consortium led by the German Environment Agency under Horizon 2020	Amount (EUR)	265,000	357,000
						No of CAs	2	2
						No of SNEs		
PARC	May 2022	2,890,000	84	DG RTD	Continuation of human biomonitoring after the expiry of the HBM4EU agreement	Amount (EUR)		2,890,000
						No of CAs		2
						No of SNEs		
Contribution agreements								
Copernicus Delegation Agreement	December 2014	87,000,000	97	DG DEFIS	Delivery of land services and in-situ coordination under the Copernicus Programme	Amount (EUR)	631,000	
						No of CAs	6	
						No of SNEs		
Copernicus Contribution Agreement	November 2021	135,000,000	86	DG DEFIS	Continuation of Copernicus activities, replacing the current agreement	Amount (EUR)	12,000,000	20,736,000
						No of CAs		12
						No of SNEs		
IPA 2020	February 2020	1,275,000	30	DG NEAR	Cooperation with Western Balkan countries under the IPA	Amount (EUR)		
						No of CAs	1	1
						No of SNEs		
IPA III – green agenda and Energy Community	January 2023	3,912,000	36	DG NEAR	Continuation of green agenda tasks from IPA 2020 agreement and two thirds of Energy Community budget	Amount (EUR)		3,912,000
						No of CAs		
						No of SNEs		

Contribution agreements (cont.)							
General information						Financial and human resources information	
Agreements in force	Start date	Total amount (EUR)	Duration (months)	Counterpart	Short description	2021	2022
NDICI – Governance of the Energy Community	January 2023	1,000,000	36	DG NEAR	One third of budget supporting the implementation of the Governance Regulation in the Energy Community	Amount (EUR)	1,000,000
						No of CAs	
						No of SNEs	
Service-level agreements							
EuroGEO	December 2020	1,500,000	36	DG RTD	Mainstreaming GEOSS data-sharing and management principles in support of Europe's environment	Amount (EUR)	365,000
						No of CAs	2
						No of SNEs	
European Climate and Health Observatory	August 2021	1,500,000	48	DG SANTE	Supporting the content developments of the European Climate and Health Observatory	Amount (EUR)	118,000
						No of CAs	1
						No of SNEs	
Regional and urban environmental indicators	December 2021	1,324,000	36	DG REGIO	Supporting the implementation of regional and urban environmental indicators and analysis	Amount (EUR)	1,324,000
						No of CAs	2
						No of SNEs	
LULUCF	February 2022	300,000	15	DG CLIMA	Supporting Member States to upgrade their GHG inventories to be fit for target compliance in 2025	Amount (EUR)	300,000
						No of CAs	0
						No of SNEs	
Mission on adaptation to climate change	May 2022	2,880,000	36	DG CLIMA	Developing a support system tailored to the needs of the mission in the Climate-ADAPT platform	Amount (EUR)	2,000,000
						No of CAs	3
						No of SNEs	

EUCRA	May 2022	1,800,000	30	DG CLIMA	Support the development of the first EU-wide climate risk assessment	Amount (EUR)	1,800,000	
						No of CAs	2	
						No of SNEs		
General information						Financial and human resources information		
Agreements in force	Start date	Total amount (EUR)	Duration (months)	Counterpart	Short description		2021	2022
International Resource Panel	March 2022	210,000	12	UNEP	Contributing to developing the content of the <i>Global resources outlook 2023</i>	Amount (EUR)	70,000	140,000
						No of CAs	0	1
						No of SNEs		

Notes: The financial amounts reported each year are the R0 budget appropriations (revenue and expenditure) made in that year. The EEA has non-differentiated appropriations and so the budget appropriations for commitments and payments are identical.

CA, contract agent; DG DEFIS, Directorate-General for Defence Industry and Space; DG REGIO, Directorate-General for Regional and Urban Policy; EuroGEO, European Association of Geographers; GEOSS, Global Earth Observation System of Systems; GHG, greenhouse gas; NDICI, Neighbourhood, Development and International Cooperation Instrument; SNE, seconded national expert.

Annex 7 Environmental management

Context of the EEA and its environmental management strategy

The Agency commits in its environment policy to minimise its environmental impacts and continually improve its environmental performance. In November 2020, the senior management team decided that the EEA would become a 'climate-neutral' organisation. This decision is reflected in the EEA's environment policy for 2021⁽¹¹⁾. Following the decision, the EEA commissioned a study to support the development of concrete pathways towards achieving climate-neutral operations at the EEA. The objective was to identify an array of feasible actions to reduce the EEA's greenhouse gas emissions and help deliver climate neutrality by 2030. Initial actions identified in the study and prioritised by senior management are already reflected in the environmental management programme for 2022.

Overview of the EEA's environmental management system

The EEA uses an environmental management system, which was registered under EMAS in 2005. EMAS is part of the EEA's quality management system. In 2022, the EEA's EMAS registration⁽¹²⁾ was successfully extended by a competent body under EMAS for another year.

Environmental management, procedures, responsibilities and annual activities are documented in the EEA environmental management handbook (EEA internal document).

Environmental aspects, indicators and targets

EEA activities have both direct and indirect impacts on the environment. Under EMAS, the EEA routinely monitors the following environmental aspects in its environmental statement:

- use of electricity;
- use of energy for heating;
- water consumption;
- paper consumption;
- generation of waste;
- CO₂ emissions.

For each of the environmental aspects, the annual environmental statement report outlines details of objectives, monitoring and progress. It includes a summary table outlining the sources of the environmental impact, action plans, including responsibilities, performance indicators, the performance of the previous year and the percentage change compared with data from the previous 5 years.

The *EEA environmental statement 2021*⁽¹³⁾ was published in 2022 after the competent body had confirmed the extension of its EMAS registration.

⁽¹¹⁾ <https://www.eea.europa.eu/about-us/emas/eea-environmental-policy-2022/view>

⁽¹²⁾ <https://www.eea.europa.eu/about-us/emas/emas-registration-certifikat-eea-2022/view>

⁽¹³⁾ <https://www.eea.europa.eu/publications/environmental-statement-report>

Annex 8 Annual accounts

Table A8.1 Calculation of budget outturn

Budget outturn	2020	2021	2022
Reserve from the previous years' surplus (+)			
Revenue actually received (+)	61,169,120	66,608,472	85,374,306
Payments made (-)	-64,118,346	-57,559,461	-64,607,077
Carry-over of appropriations (-)	-27,834,239	-28,102,672	-36,737,126
Cancellation of appropriations carried over (+)	203,867	160,082	250,600
Adjustment for carry-over of assigned revenue appropriation from previous year (+)	30,805,060	21,230,293	15,986,712
Exchange rate differences (+/-)	9,700	-4,218	-15,543
Adjustment for negative balance from previous year (-)		-2,160,873	
Total	235,162	171,623	251,873

Cancellation of appropriations

Cancellation of commitment appropriations
EUR66 of appropriation non-committed.

Cancellation of payment appropriations for the year

Not applicable

Cancellation of payment appropriations carried over

EUR250,600 of payment appropriations carried over from 2021 were cancelled in 2022.

Justification

Budget outturn

A positive budgetary outturn is to be reimbursed to the Commission. The positive outturn for 2022, EUR251,873, is composed of the following components.

Calculation of budget outturn (EUR)

A positive budgetary outturn is to be reimbursed to the Commission. The positive outturn for 2022, EUR251,873, is composed primarily of the cancellation of unused payment appropriations carried over from previous year (C8 funds), which amounted to EUR250,600 which is higher than the previous year (EUR160,082).

Annex 9 Abbreviations

Abbreviation	Name
8th EAP	Eighth Environment Action Programme
CAAR	Consolidated annual activity report
CBD	Convention on Biological Diversity
COP	Conference of the Parties
DG CLIMA	Directorate-General for Climate Action
DG ENV	Directorate-General for Environment
DG NEAR	Directorate-General for Neighbourhood and Enlargement Negotiations
DG RTD	Directorate-General for Research and Innovation
DG SANTE	Directorate-General for Health and Food Safety
ECA	European Court of Auditors
ECHA	European Chemicals Agency
EEA	European Environment Agency
EGD	European Green Deal
EIB	European Investment Bank
Eionet	European Environment Information and Observation Network
EMAS	Eco-Management and Audit Scheme
ETC	European Topic Centre
EU	European Union
EUAN	EU Agencies Network
EUCRA	European Climate Risk Assessment
GEO	Group on Earth Observations
HBM4EU	Human Biomonitoring for Europe
HRL	High-resolution layer
IAS	Internal Audit Service
IPA	Instrument for Pre-accession Assistance
IPCHEM	Information Platform for Chemical Monitoring
IT	Information technology
JRC	Joint Research Centre
KPI	Key performance indicator
LULUCF	Land use, land use change and forestry
MAP	Mediterranean Action Plan
OECD	Organisation for Economic Co-operation and Development
PARC	Partnership for the Assessment of Risks from Chemicals
SDG	Sustainable Development Goal

Abbreviation	Name
SoE	State of the Environment
SOER 2025	<i>The European environment – state and outlook 2025 report</i>
UNECE	United Nations Economic Commission for Europe
UNEP	United Nations Environment Programme

European Environment Agency

Consolidated annual activity report 2022

2023 – 61 pp. – 21 x 29.7 cm

ISBN: 978-92-9480-553-9

doi:10.2800/30406

Getting in touch with the EU

In person

All over the European Union there are hundreds of Europe Direct information centres. You can find the address of the centre nearest you at: https://european-union.europa.eu/contact-eu_en

On the phone or by email

Europe Direct is a service that answers your questions about the European Union. You can contact this service: by freephone: 00 800 6 7 8 9 10 11 (certain operators may charge for these calls), or at the following standard number: +32 22 99 96 96 or by email via: https://european-union.europa.eu/contact-eu_en

Finding information about the EU

Online

Information about the European Union in all the official languages of the EU is available on the Europa website at: https://european-union.europa.eu/index_en

EU publications

You can download EU publications at: <https://op.europa.eu/en/web/general-publications/publications>.

For more information contact Europe Direct or your local information centre (see https://european-union.europa.eu/contact-eu_en).



European Environment Agency



European Environment Agency
Kongens Nytorv 6
1050 Copenhagen K
Denmark
Tel.: +45 33 36 71 00
Web: eea.europa.eu
Enquiries: eea.europa.eu/enquiries



Publications Office
of the European Union

TH-AL-23-001-EN-N
doi:10.2800/30406