






**TABLE 5 SECTORAL REPORT FOR LAND-USE CHANGE AND FORESTRY**  
(Sheet 1 of 1)

Greece  
1996  
Submission 2001

| GREENHOUSE GAS SOURCE AND SINK CATEGORIES   | CO <sub>2</sub> emissions | CO <sub>2</sub> removals | Net CO <sub>2</sub> emissions/<br>removals | CH <sub>4</sub> | N <sub>2</sub> O | NO <sub>x</sub> | CO           |
|---|---------------------------|--------------------------|--|-----------------|------------------|-----------------|--------------|
|   | (Gg)                      |                          |  |                 |                  |                 |              |
| <b>Total Land-Use Change and Forestry</b>   | <b>4.186,80</b>           | <b>-4.013,33</b>         | <b>173,46</b>                              | <b>2,70</b>     | <b>0,08</b>      | <b>0,62</b>     | <b>21,73</b> |
| <b>A. Changes in Forest and Other Woody Biomass Stocks</b>  | <b>3.503,10</b>           | <b>-4.004,90</b>         | <b>-501,80</b>                             |                 |                  |                 |              |
| 1. Tropical Forests   | no                        | no                       | 0,00                                       |                 |                  |                 |              |
| 2. Temperate Forests  | 2.332,70                  | -4.004,90                | -1.672,20                                  |                 |                  |                 |              |
| 3. Boreal Forests   | no                        | no                       | 0,00                                       |                 |                  |                 |              |
| 4. Grasslands/Tundra  | no                        | no                       | 0,00                                       |                 |                  |                 |              |
| 5. Other (please specify)                | 1.170,40                  | 0,00                     | 1.170,40                                   |                 |                  |                 |              |
| Harvested Wood <sup>(1)</sup>   | 1.170,40                  | 0,00                     | 1.170,40                                   |                 |                  |                 |              |
|   |                           |                          | 0,00                                       |                 |                  |                 |              |
| <b>B. Forest and Grassland Conversion <sup>(2)</sup></b>  | <b>683,70</b>             |                          |  | <b>2,70</b>     | <b>0,08</b>      | <b>0,62</b>     | <b>21,73</b> |
| 1. Tropical Forests   | na                        |                          |  | no              | no               | no              | no           |
| 2. Temperate Forests  | 683,70                    |                          |  | 2,70            | 0,08             | 0,62            | 21,73        |
| 3. Boreal Forests   | na                        |                          |  | no              | no               | no              | no           |
| 4. Grasslands/Tundra  | na                        |                          |  | no              | no               | no              | no           |
| 5. Other (please specify)                | 0,00                      |                          |  | 0,00            | 0,00             | 0,00            | 0,00         |
|   |                           |                          |  |                 |                  |                 |              |
| <b>C. Abandonment of Managed Lands</b>  | <b>0,00</b>               | <b>0,00</b>              | <b>0,00</b>                                |                 |                  |                 |              |
| 1. Tropical Forests   | no                        | no                       | 0,00                                       |                 |                  |                 |              |
| 2. Temperate Forests  | na                        | ne                       | 0,00                                       |                 |                  |                 |              |
| 3. Boreal Forests   | no                        | no                       | 0,00                                       |                 |                  |                 |              |
| 4. Grasslands/Tundra  | no                        | no                       | 0,00                                       |                 |                  |                 |              |
| 5. Other (please specify)                | 0,00                      | 0,00                     | 0,00                                       |                 |                  |                 |              |
|   |                           |                          | 0,00                                       |                 |                  |                 |              |
| <b>D. CO<sub>2</sub> Emissions and Removals from Soil</b>   | <b>0,00</b>               | <b>-8,43</b>             | <b>-8,43</b>                               |                 |                  |                 |              |
| Cultivation of Mineral Soils  | 0,00                      | -8,43                    | -8,43                                      |                 |                  |                 |              |
| Cultivation of Organic Soils  | na                        | ne                       | 0,00                                       |                 |                  |                 |              |
| Liming of Agricultural Soils  | na                        | ne                       | 0,00                                       |                 |                  |                 |              |
| Forest Soils  | na                        | ne                       | 0,00                                       |                 |                  |                 |              |
| Other (please specify) <sup>(3)</sup>  | 0,00                      | 0,00                     | 0,00                                       |                 |                  |                 |              |
|   |                           |                          | 0,00                                       |                 |                  |                 |              |
| <b>E. Other (please specify) </b>      | <b>0,00</b>               | <b>0,00</b>              | <b>0,00</b>                                | <b>0,00</b>     | <b>0,00</b>      | <b>0,00</b>     | <b>0,00</b>  |
|   |                           |                          | 0,00                                       |                 |                  |                 |              |

<sup>(1)</sup> Following the IPCC Guidelines, the harvested wood should be reported under Changes in Forest and Other Woody Biomass Stocks (Volume 3. Reference Manual, p.5.17).

<sup>(2)</sup> Include only the emissions of CO<sub>2</sub> from Forest and Grassland Conversion. Associated removals should be reported under section D.

<sup>(3)</sup> Include emissions from soils not reported under sections A, B and C.

**Note:** See footnote 4 to Summary 1.A of this common reporting format.